

(for office use only)



**TAPI IRRIGATION DEVELOPMENT CORPORATION,
JALGAON**
(Undertaking of Govt. of Maharashtra)

**17th ANNUAL FINANCIAL REPORT
2014-15**

TAPI IRRIGATION DEVELOPMENT CORPORATION, JALGAON

TAPI IRRIGATION DEVELOPMENT CORPORATION, JALGAON

17TH ANNUAL FINANCIAL REPORT 2014-15

INDEX

Sr. No.	Particulars	Page Nos.	
		From	To
1)	17th Annual Financial Report	1	10
2)	Annexure-1 - List of Projects	11	16
3)	Annexure-2 - Project Expenditure	17	26
4)	Annexure-3 - Note & policies on Accounting system	27	28
5)	Annexure-4 - Balance Sheet	29	54

TAPI IRRIGATION DEVELOPMENT CORPORATION, JALGAON

17th Annual Financial Report

(1st April 2014 to 31st March 2015)

The Govt. of Maharashtra has established a corporate body. Tapi Irrigation Development Corporation, vide Ordinance No.XVIII of 1997, 4th December 1997. The Corporation has started functioning from 1/1/1998 with Headquarters at Jalgaon. The Ordinance establishing Tapi Irrigation Development Corporation approved by the house of the legislature has been concurred by Hon. Governor of Maharashtra on 6th January 1998. The Corporation established under the sub-section (1) of Act 3 of this ordinance, shall be a corporate body, having perpetual succession and a common seal, with power to contract, acquire, hold & dispose property, both movable & immovable and to do all things necessary for the purpose of this ordinance and may use and be used by its corporate name.

Constitution of Corporation-

The Corporation shall consist of the following members, namely;

- 1) The Minister for Irrigation - Ex-officio Chairman
- 2) Two non-official member from Khandesh to be appointed by the State Govt. - Vice-Chairman.
- 3) The Chief Secretary to Government. - Ex-officio Vice-Chairman
- 4) Secretary to Govt. Irrigation Department - Ex-officio Managing Director
- 5) Secretary to Govt., Irrigation Department (Command Area Development) - Ex-officio Member
- 6) Secretary to Govt., Finance Department - Ex-officio Member
- 7) Secretary to Govt., Planning Department - Ex-officio Member
- 8) Secretary to Govt., Revenue & Forest Department (Forest) - Ex-officio Member
- 9) Secretary to Govt., Revenue & forests Department (Relief & Rehabilitation) - Ex-officio Member
- 10) Secretary to Govt. Agriculture Department - Ex-officio Member
- 11) Two members to be nominated by the State Govt. from amongst the members of the Maharashtra State Legislative Assembly elected from the Assembly Constituencies in Dhule, Nandurbar, Jalgaon & Nasik Districts.
- 12) One member to be nominated by the State Govt. from amongst the member of the Maharashtra State Legislative Council from Dhule, Jalgaon & Nasik Districts.

The Executive Director of the Corporation is the Member Secretary of the Corporation. For the regular working of the Corporation, the Executive Committee is

established under the Chairmanship of the Managing Director and Executive Director, Chief Engineer (North Maharashtra Region), Chief Engineer (Tapi Irrigation Development Corporation) and Chief Accounts & Finance Officer are the members and Executive Engineer of the Corporation is the Member Secretary of the body.

The name and designation of the board of directors for the period from 1st April 2014 to March 2015 is as under;

Sr No	Name of Members	Designation	Period
1	Shri. Sunil Tatkare Shri. Girish Mahajan	Minister (WRD) & Chairman	1/4/2014 to 30/11/2014 1/12/2014 to 31/3/2015
2	Shri. Rajendra B.Mulak Shri. Vijay Shivtare	State Minister (WRD) & Vice Chairman	1/4/2014 to 30/11/2014 1/12/2014 to 31/3/2015
3	Shri. J.S.Saharia Shri. Swadhin Kshatria	Chief Secretary & Vice Chairman	1/4/2014 to 31/7/2014 1/8/2014 to 31/3/2015
4	Shri. Sudhir Shrivastav	Principal Secretary (Finance) & Member	1/4/2014 to 31/3/2015
5	Shri. K.P.Bakshi	Principal Secretary (Planning) & Member	1/4/2014 to 31/3/2015
6	Shri. Swadhin Kshatria Shri. Manukumar Shrivastav	Principal Secretary Rev. & Forest (Relief & Rehabilitation) & Member	1/4/2014 to 31/7/2015 1/8/2014 to 31/3/2015
7	Shri. Pravin Pardeshi	Principal Secretary Rev. & Forest (Forest & Social Forestry) & Member	1/4/2014 to 31/3/2015
8	Shri. Sudhir Goyal	Secretary (Agri.) & Member	1/4/2014 to 31/3/2015
9	Shri. E.B.Patil Smt. Malini Shankar	Principal Secretary (WRD) & Managing Director	1/4/2014 to 31/10/2014 1/11/2014 to 31/3/2015
10	Smt. Malini Shankar Shri. H.T.Mendhegiri	Principal Secretary (CAD) & Managing Director	1/4/2014 to 31/10/2014 1/11/2014 to 31/3/2015
11	Shri. P.R.Bhamare	Executive Director & Member Secretary	1/4/2014 to 31/3/2015

3.0 Establishment-

The Head-quarter of Corporation is at Jalgaon. There are 2 Circles, out of which the Headquarters of 1 Circles are at Jalgaon and 1 at Dhule. Under these Circles, there are **12** Divisional offices and **61** Sub-Divisions in Jalgaon, Dhule, Nandurbar & Nashik districts. Corporation is having **1805** staff members of different categories including officers. The details are as follows-

Class	Regular		C.R.T.		Daily Wages	W.C.	Total
	Pemtt.	Temp.	Pemtt.	Temp			
I	0	19	0	0	0	0	19
II	0	73	0	0	0	0	73
III	0	1136	0	46	0	0	1182
IV	0	274	0	257	0	0	531
Total	0	1502	0	303	0	0	1805

4.0 Assets & Liabilities-

According to the provisions under the Ordinance No- XVIII/97 of the 4th December 1997, Assets & Liabilities owned by Govt. of Maharashtra were transferred to the Corporation vide Govt. Ltr. No.TIDC 1097/ (165/97) WRI, Dt.11/12/1997 having the capital cost of the assets was Rs.2046.73 Crores. The capital cost of assets as on 31/3/2015 is Rs.8443.31 Crores.

5.0 Geography-

Tapi, a west flowing river, originates from the Multai hills of Baitul in Madhya Pradesh. After traversing a length of 724 Kms., it meets the Arabian Sea. Out of these 724 Kms., length upto Ukai Dam in Gujrath is about 510 Kms. Geographically the total length of the river is divided in 3 parts. First 340 Kms. length covers areas of dense forest of Baitul, Amrawati and Khandwa. Second part of 228 Kms. covers 140 Kms. in Jalgaon district and 88 Kms. in Dhule district. Remaining length covers area from Gujrath state. Area of the Tapi basin is divided into 3 States viz.Madhya Pradesh, Maharashtra & Gujrath. It covers 16.7% area of Maharashtra. Tapi Basin covers Amrawati, Akola and Buldhana districts of Amrawati Region, Jalgaon, Dhule, Nandurbar, Nasik districts of North Maharashtra Region and Aurangabad of Aurangabad Region and has an area of 51254 Sq.km. Out of this, about 20134 Sq.km. area is drought prone and 9989 Sq.km. is tribal area.

Out of 51254 Sq.km. area of Tapi basin, 11890 Sq.km. is forest area, 36080 Sq.km. area is culturable and 3284 Sq.km. is non culturable area.

6.0 Water Utilisation & Irrigation Potential-

As per the report of a Technical committee in 1958, headed by Shri.M.S.Tirumal Iyengar the statewise distribution of 75% dependable available yield of 400 T.M.C. water at Ukai Dam is as below;

State	Water Distribution (TMC)
Madhya Pradesh	70.00
Maharashtra	191.40
Gujrat	138.60
Total	400.00

According to above water distribution Master Plan of 245 TMC water utilisation has been prepared in 1982. The regionwise distribution has been planned as below;

Region	Proposed water distribution (TMC)
Vidarbha	63.94
Marathwada	2.82
North Maharashtra	178.24
Total	245.00

In the 21st meeting of Maharashtra-Madhya Pradesh Interstate Control Board for joint Irrigation & Hydro Electric Projects held in 12th January 1986, 191.40 TMC water has been allotted to Maharashtra.

A study conducted by National Water Development Authority (NWDA) New Delhi for Par-Tapi Narmada link project in June 1995 has a mention in the report that 512.00 TMC water is available upto Ukai dam site. It means that 112.00 TMC additional water than allocated by Iyengar Committee reports, is available in Tapi Basin. Out of this 105.20 TMC water share of Maharashtra has been considered in Master Plan of August 1997.

Water available for Maharashtra.

	(TMC)
As per Iyengar Committee Report (out of 400 TMC)	191.40
Additional water stated in above paragraph	105.20
Total	296.00
+ 10% by Regeneration Flow	29.66
Total	326.26

A report of “Water Availability & Utilisation in Tapi Basin – August 1997” has been submitted to Govt. of Maharashtra in August 1997. The regionwise distribution of 326.26 TMC water has been shown as below;

Region	Proposed Water Distribution (TMC)
Vidarbha	90.31
Marathwada	2.82
North Maharashtra	233.13
Total	326.26

Above 326.26 TMC water availability is mentioned in T.I.D.C. ordinance. Accordingly in Maharashtra Act No.IV, Dt.6th January 1998 Chapter IV clause No.18(b) states the mandate, “to plan, investigate, design, construct & manage the irrigation projects and command area development upto a water use of 326.26 TMC at 75% dependability.”

However C.W.C. New Delhi has informed to submit the projects upto the water use of 191.40 TMC only. According to Iyengar Committee Report & Inter State Control Board meeting held in January 1986,

Govt. of Maharashtra have submitted the Master Plan to C.W.C. New Delhi

vide Letter No.TAC 2004/84 (20/04) WRI, Dtd.19th January 2005. According to this Master Plan the regionwise water utilisation proposed is as below;

Region	Planned utilisation (TMC)	Net consumptive use (TMC)
Vidarbha	69.41	57.66
Marathwada	2.39	2.06
North Maharashtra	197.58	163.78
Total	269.38	223.50

The above Master plan of is not accepted by C.W.C. and directed to prepare the Master Plan to the limit of 191.40 TMC water use. Govt. of Maharashtra have now submitted the revised Master Plan of 191.40 TMC to C.W.C. New Delhi vide letter No.TMP-2006/(294/06)/WRI, Dtd.12th January 2007. According to this Master Plan the regionwise water utilisation proposed is as below;

Region	Category of Project			Total
	Major	Medium	Minor	
Vidarbha	35.796	27.596	11.071	74.463
North Maharashtra	56.133	45.220	11.639	112.992
Marathwada	0.000	0.566	3.379	3.945
Total	91.929	73.382	26.089	191.400

7.0 Projects under Corporation-

District wise information about the Major, Medium, Minor & L.I.Projects under this Corporation is as per Annexure No.1

8.0 Irrigation Potential Creation-

By 2014, 4,65,178 Ha. Irrigation potential has been created on all completed projects before formation & after formation of Corporation and ongoing projects, after formation of Corporation.

9.0 Financial Planning-

9.1 To complete all the projects from Jalgaon, Dhule, Nandurbar and Nasik in Tapi basin over a span of 10 years a scheduled programme of Rs.4676 Crores has been prepared. As per the Ordinance No.18, clause-31(1) State Govt. is expected to provide an aggregate sum of not less than Rs.1400 Crores (30%) to the Corporation fund as it's share of Capital, required by the Corporation for the performance it's functioning. Balance expenditure of Rs.3276 (70%) Crores is proposed to be made

available by way of borrowing from the open market in order to complete all the projects within 10 years period.

9.2 The expenditure incurred upto March 2014 on Major, Medium, Minor and L.I.Schemes under the Corporation is Rs.5562.42 Crores. Capital Expenditure of Rs.427.9066 Crores has been incurred during the financial year 2014-15. The Govt. contribution received during year was Rs.394.3787 Crores. Grants received for payment of salaries of Rs.60.1340 Crores. From Vidarbha Irrigation Development Corporation, Nagpur contribution received during the year was Rs.40.70 Crores.

9.3 Corporation required total 6 bond series Interest payment and refund of Principal amount were fully and financially paid to bondholders.

10.0 Details of fund raising and expenditure during period 1/1/98 to 31/3/2015-

Funds raised through open market and funds received from Govt. are as per Annexure-A & B respectively given below;

10.1 Fund raised through share capital-

Annexure - A

Sr. No.	Bond Series No.	Rate of Interest	Duration	Cost of Share in Rs. Lakhs	Amt. of Share capital to be raised in Rs. Crores	Actual share capital received in Rs.Crores	Remarks
1	I	13.25%	May/June 1998	1.00	57.50	87.82	Principal amt. & Interest refund on 18/6/2003
2	II	14.50%	Feb/March 1999	1.00	150.00	153.19	Principal amt. & Interest refund on 29/3/2004
3	III	13.50%	Sept/Nov. 1999	1.00	170.00	197.72	Principal amt. & Interest refund on 15/6/2006
4	IV	13.00%	June/August 2000	1.00	300.00	132.44	Principal amt. refunded on 16/9/05
		13.25%		1.00		132.28	Principal amt. refunded on 16/9/07
		13.50%		1.00		44.71	Principal amt. refunded on 16/9/10
	Total					309.43	
5	V	12.00%	March/Sept. 2001	1.00	250.00	97.49	Part amt.of Rs.97.49 Cr. refund on 15/10/2006 Part amount of option "B" Rs.28.13 Cr. refunded on dated 15/10/2008
		12.25%		1.00		28.13	
		12.50%		1.00		153.45	
	Total					279.07	Principal amount Rs.153.45 refunded on 15/10/11

Sr. No.	Bond Series No.	Rate of Interest	Duration	Cost of Share in Rs. Lakhs	Amt. of Share capital to be raised in Rs. Crores	Actual share capital received in Rs. Crores	Remarks
6	VI	11.00%	Dec.2001/ Oct. 2002	1.00	273.49	231.38	Principal amt. refunded on 15/11/07
		11.25		1.00		11.86	Principal amt. refunded on 15/11/09
		11.50%		1.00		29.37	Principal amount Rs.29.37 Crores was paid on 15/11/12
		11.50%		1.00		272.61	
			Total			1299.84	

No bond series for raising funds came in market during the year 2014-15.

Bond series I to VI total Rs.1299.84 Crores received from Market & this amount fully refunded to Investors in March-2013.

10.2 Funds received by Corporation from (Works & Estt.)-

Sr No	Period	Works	Estt.	Repayment of Principal Amount Rs. in Lakhs	Funds for Interest Payment Rs. in Lakhs	Total Rs. in Lakhs
1	1/1/98 to 31/3/98	3051.3900	0.0000	0.0000	0.0000	3051.3900
2	1/1/98 to 31/3/1999	1980.4800	0.0000	0.0000	1000.0000	2980.4800
3	1/1/99 to 31/3/2000	4621.6060	0.0000	0.0000	3304.8080	7926.4140
4	1/4/2000 to 31/3/2001	0.0000	0.0000	0.0000	3387.3939	3387.3939
5	1/4/2001 to 31/3/2002	525.4949	0.0000	0.0000	7105.0606	7630.5555
6	1/4/2002 to 31/3/2003	978.0000	2250.0000	0.0000	12117.0000	15345.0000
7	1/4/2003 to 31/3/2004	7164.0962	4604.2000	24101.0000	15138.2800	51007.5762
8	1/4/2004 to 31/3/2005	26693.5000	4847.2400	0.0000	12647.7600	44188.5000
9	1/4/2005 to 31/3/2006	52369.3900	2310.5100	23130.0000	13196.1900	91006.0900
10	1/4/2006 to 31/3/2007	16794.8300	2468.6300	19635.0000	10139.8600	49038.3200
11	1/4/2007 to 31/3/2008	29884.0500	2531.0800	36366.0000	7635.3700	76416.5000
12	1/4/2008 to 31/3/2009	38609.4700	2994.1500	2813.0000	3337.4800	47754.1000
13	1/4/2009 to 31/3/2010	42855.7900	3701.0000	1186.0000	2992.8800	50735.6700

Sr No	Period	Works	Estt.	Repayment of Principal Amount Rs. in Lakhs	Funds for Interest Payment Rs. in Lakhs	Total Rs. in Lakhs
14	1/4/2010 to 31/3/2011	48078.3100	3730.1400	4471.0000	2859.4800	59138.9300
15	1/4/2011 to 31/3/2012	43655.2800	4384.1600	15345.00	2255.8800	65640.3200
16	1/4/2012 to 31/3/2013	38293.3800	4715.1300	2937.0000	337.7500	46283.2600
17	1/4/2013 to 31/3/2014	45933.7200	5920.8600	0.0000	0.0000	51854.5800
18	1/4/2014 to 31/3/2015	43507.8700	6013.4000	0.0000	0.0000	49521.2700
	Total	444996.6571	50470.5000	129984.0000	97455.1925	722906.3496

10.3 As per requirements & demands, funds are released for payment of works & related matters. Balance Funds with Corporation are invested in short-term deposits. The interest received thereon is Rs.12.24 Crores during the year 2014-15.

11.0 Income from Water Charges & other Revenue Charge-

As per Govt. G.R.No. Adhava/1004/336 (346/2004) A (CB), DTd.18/1/2005 the irrigation and non-irrigation system has been transferred under the Govt. control w.e.f. 1/1/2005. Hence no revenue are received to Corporation.

12.0 Tourism -

Efforts to create revenue by leasing Land owned by Corporation to Private Bodies, for orchards and similarly to initiate the development of tourism at the Lake sites are being done.

13.0 Programme of completion of Projects-

The timebound programme of completed & ongoing projects under the Corporation is as below;

Financial Year	Number projects proposed to completed					
	Major	Medium	Minor	L.I. Scheme	Extn. works	Total
2013-2014	1	0	18	0	0	19
2014-2015	0	5	35	0	4	44
2015-2016	0	5	9	2	4	20
2016-2017	2	5	0	2	2	11
2017-2018	2	3	0	3	2	10
Total	5	18	62	7	12	104

14.0 Decisions taken for speedy & qualitative completion of the projects-

14.1 Select List of the Contractors-

In order to complete the projects under the Corporation speedily, as per the time bound programme, competent Contractors were required. Considering this, a select list of contractors according to their class & type of work handled by them is prepared by the Corporation and updated from time to time. In order to keep the quality & speed of the work, allotment of maximum 3 works at a time was made available to contractor. However, presently E-Tenders are called from the Contractors registered with Govt. P.W. Department in respective class, as per present Govt. practice.

14.2 Provision is made for recording measurements of work through the Engineer working with the Contractor. If any mistake is found during scrutiny, provision for penalty to the contractor is made in the tender document. With this provision proper supervision & quality of works can be attained by the Corporation.

14.3 Extension of contracts (As per Terms & Conditions of Tender)-

As per tender condition. Extension in cases where proper justification exists will be given only once during the stipulated contract period. However this condition is relaxed on merits considering paucity of funds and land acquisition rehabilitation Problems.

14.4 In order to achieve the completion of project works Corporation speedily, with high quality and to limit the establishment & overhead expenditures, additional contractors demands & also compensation from Contractors, Corporation has made certain provisions. These are incorporated in tender document prepared by the Corporation.

- 1) For tender costing Rs.One Crore & above the material for every item in Schedule-B is to be arranged by the Contractors.
- 2) The Schedule-A material will not be provided to the Contractor for the tenders costing more than Rs. One Crore & hence Schedule-A is deleted from the tender document.
- 3) Field officers are not allowed to execute the works above 110% of the accepted tender cost, without the permission from the competent authority.

- 4) Revised Administrative Approval should be taken by the field officers where the cost of work exceeds 110% of Administrative Approval cost.
- 5) Month wise programmed to completion should be given by the Contractor as per the tender condition of the accepted tender. Field officers are instructed to observe the progress of work scrupulously.
- 6) As per the guidelines laid down in Public Works Manual (minimum required Drawing) are incorporated in the tender document. Map showing the locating of quarry & its distance is not included in the tender document, in order to prevent the contractor from claiming additional lead.
- 7) No provision is made in tender document, for any advance payment to the Contractor.
- 8) Provision of appointing Arbitrator for any disputed items as per the Clause No.54 under special condition is deleted.

15 Accounts-

Accounts of the Corporation are being maintained in Double Entry account for the period from April-2014 to March-2015 have been audited by Auditor. Auditor's comments & approved accounts are given Appendix No.4.


(B.C.KUNJIR)

Executive Director
Tapi Irrigation Development-
Corporation, Jalgaon


(I.S.CHAHAL)

Managing Director
Tapi Irrigation Development-
Corporation, Jalgaon

TAPI IRRIGATION DEVELOPMENT CORPORATION, JALGAON

ANNEXURE NO.1 (ABSTRACT)

17th Annual Financial Report 2014-15

Details of Major, Medium, Minor & LIS projects of Tapi Valley under TIDC

(Rs. Crores, Irrigation Potential- '000 Ha.)

Sr No	Name of Projects	No.of Projects	Updated AA Cost of Projects			Updated Cost of Projects			Projected Irrigation Potential
			Works	ETP	Total	Works	ETP	Total	
1	2	3	4	5	6	7	8	9	10
	Jalgaon District								
1	Major Projects	8	5022.236	869.993	5892.229	7114.816	1030.143	8144.959	401.751
2	Medium Projects	5	615.750	78.950	694.700	1648.640	202.190	1850.830	42.056
3	Minor Projects	9	88.632	9.836	98.468	209.710	20.700	230.410	5.460
	Total Jalgaon Dist.	22	5726.618	958.779	6685.397	8973.166	1253.033	10226.199	449.267
	Dhule District								
1	Major Projects	1	749.470	39.430	788.900	2022.000	239.210	2261.210	52.720
2	Medium Projects	3	544.241	96.671	640.912	767.728	118.154	885.882	23.277
3	Minor Projects	1	5.760	1.130	6.890	8.770	1.340	10.110	0.344
	Total Dhule Dist.	5	1299.471	137.231	1436.702	2798.498	358.704	3157.202	76.341
	Nandurbar District								
1	Major Projects	0	-	-	-	-	-	-	-
2	Medium Projects	5	449.380	83.490	532.870	758.750	106.420	865.170	21.384
3	Minor Projects	10	111.357	10.415	121.772	133.420	11.720	145.140	7.267
	Total Nandurbar Dist.	15	560.737	93.905	654.642	892.170	118.140	1010.310	28.651
	Nashik Distric								
1	Major Projects	1	375.530	86.600	462.130	375.530	86.600	462.130	12.662
2	Medium Projects	1	42.180	9.740	51.920	110.860	19.000	129.860	2.685
3	Minor Projects	2	9.080	1.610	10.690	27.230	2.930	30.160	0.776
	Total Nashik Dist.	4	426.790	97.950	524.740	513.620	108.530	622.150	16.123
	Grand Total								
1	Major Projects	10	6147.236	996.023	7143.259	9512.346	1355.953	10868.299	467.133
2	Medium Projects	14	1651.551	268.851	1920.402	3285.978	445.764	3731.742	89.402
3	Minor Projects	22	214.829	22.992	237.821	379.130	36.690	415.820	13.847
	Total-	46	8013.616	1287.866	9301.482	13177.454	1838.407	15015.861	570.382
1	Residual Works	60	-	-	1573.341	-	-	1753.640	75.990
	Grand Total	106	8013.616	1287.866	10874.823	13177.454	1838.407	16769.501	646.372

TAPI IRRIGATION DEVELOPMENT CORPORATION, JALGAON

ANNEXURE NO.1

17th Annual Financial Report 2014-15

Details of Major, Medium, Minor & LIS projects of Tapi Valley under TIDC

(Rs. Crores, Irrigation Potential- '000 Ha.)

Sr. No.	Name or Projects	District	Benifited Taluka	Updated AA Cost of Projects			Updated Cost of Projects			Projected Irrigation
				Works	ETP	Total	Works	ETP	Total	
1	2	3	4	5	6	7	8	9	10	11
	Major Projects									
1	Lower Tapi (94.47%)	Jalgaon	Amalner, Dharangaon, Parola, Chopda, Shinkheda, Dhule	1004.026	123.713	1127.739	1004.026	123.713	1127.739	60.139
	Lower Tapi (5.53%)	Dhule	Shinkheda, Dhule	-	-	-	-	-	-	3.517
2	Upper Tapi (Hatnur)	Jalgaon	Muktainagar, Raver, Bhusawal, Chopada	205.580	25.180	230.760	602.120	95.250	697.370	55.140
3	Upper Tapi (Hatnur) Project-II (44.70%)	Jalgaon	Dharni, Jalgaon, Dhule, Nandurbar	126.270	14.000	140.270	126.270	14.000	140.270	39.032
	Upper Tapi (Hatnur) Project-II (30.05%)	Dhule	Dhule	-	-	-	-	-	-	26.240
	Upper Tapi (Hatnur) Project-II (25.25%)	Nandurbar	Nandurbar	-	-	-	-	-	-	22.047
4	Waghur	Jalgaon	Jalgaon & Bhusawal	1079.260	104.290	1183.550	1079.260	104.290	1183.550	38.570
5	Bhagpur LIS	Jalgaon	Jalgaon & Jamner	466.270	90.750	557.020	466.270	90.750	557.020	26.032
6	Bodwad Parisar Irrigation Scheme	Jalgaon	Bodwad, Muktainagar, Jamner	1217.170	291.060	1508.230	1948.940	229.730	2178.670	39.013
	Bodwad Parisar Irrigation Scheme (37.01%)	Buldhana	Malkapur, Motala			-			-	22.921
7	Kurha Vadhoda LIS (67.83%)	Buldhana	Jalgaon Jamod, Sangrampur	681.520	160.880	842.400	1174.340	277.140	1451.480	13.330
	Kurha Vadhoda LIS (67.83%)	Buldhana	Jalgaon Jamod, Sangrampur			-			-	28.107
8	Varangaon Talvel LIS	Jalgaon	Bhusawal, Bodwad, Muktainagar	242.140	60.120	302.260	713.590	95.270	808.860	27.663
	Total of Major Projects	8		5022.236	869.993	5892.229	7114.816	1030.143	8144.959	401.751
	Medium Projects									
1	Anjani with Encrease in hight	Jalgaon	Erandol, Dharnagaon	102.640	13.620	116.260	398.080	43.380	441.460	7.902
2	Mor	Jalgaon	Yawal	40.150	8.780	48.930	66.840	14.520	81.360	2.156
3	Shelgaon Barrage	Jalgaon	Yawal	195.720	2.330	198.050	620.580	78.900	699.480	11.318
4	Varkhed Londhe	Jalgaon	Chalisingaon, Bhadgaon	191.340	44.680	236.020	407.630	54.040	461.670	7.540
5	Padmalaya-2 LIS	Jalgaon	Erandol	85.900	9.540	95.440	155.510	11.350	166.860	13.140
	Total of Medium Projects	5		615.750	78.950	694.700	1648.640	202.190	1850.830	42.056
	Minor Projects									
1	Daregaon	Jalgaon	Chalisingaon	2.630	0.290	2.920	2.630	0.290	2.920	0.265
2	Dighi-3	Jalgaon	Pachora	4.374	0.486	4.860	13.490	1.490	14.980	0.338
3	Handyakundya	Jalgaon	Chopda	3.159	0.351	3.510	3.160	0.350	3.510	0.264
4	Hatgaon-2	Jalgaon	Chalisingaon	10.790	1.190	11.980	22.150	2.460	24.610	0.638
5	Kang	Jalgaon	Jamner	24.021	2.669	26.690	69.580	7.730	77.310	1.048
6	Kotgaon	Jalgaon	Chalisingaon	11.547	1.283	12.830	18.390	1.700	20.090	0.715
7	Mundkheda	Jalgaon	Chalisingaon	25.419	2.824	28.243	67.490	5.360	72.850	1.674
8	Nimdya	Jalgaon	Raver	2.840	0.315	3.155	2.840	0.320	3.160	0.258
9	Waghzira	Jalgaon	Yawal	3.852	0.428	4.280	9.980	1.000	10.980	0.260
	Total of Minor Projects	9		88.632	9.836	98.468	209.710	20.700	230.410	5.460
	Total of Jalgaon	22		5726.618	958.779	6685.397	8973.166	1253.033	10226.199	449.267
	Major Projects									
1	Sulwade-Jamphal-Kanoli LIS	Dhule	Dhule, Shindkheda	749.470	39.430	788.900	2022.000	239.210	2261.210	52.720
	Medium Projects									
1	Jamkhedi	Dhule	Sakri	30.760	4.510	35.270	67.520	3.340	70.860	2.750
2	Lower Panzara (Akkalpada)	Dhule	Sakri	289.881	57.429	347.310	476.608	80.082	556.690	7.585
3	Wadi-Shewadi	Dhule	Dhule	223.600	34.732	258.332	223.600	34.732	258.332	7.176
	Prakasha Burai LIS	Dhule		-	-	-	-	-	-	5.766

(Rs. Crores, Irrigation Potential- '000 Ha.)

Sr. No.	Name or Projects	District	Benifited Taluka	Updated AA Cost of Projects			Updated Cost of Projects			Projected Irrigation
				Works	ETP	Total	Works	ETP	Total	
	Total of Medium Projects	3		544.241	96.671	640.912	767.728	118.154	885.882	23.277
	Minor Projects									
1	Kabryakhadak	Dhule	Sakri	5.760	1.130	6.890	8.770	1.340	10.110	0.344
	Total of Dhule	5		1299.471	137.231	1436.702	2798.498	358.704	3157.202	76.341
	Major Projects									
	Nil									
	Medium Projects									
1	Dara	Nandurbar	Shahada	94.310	23.300	117.610	94.310	23.300	117.610	3.449
2	Dehali	Nandurbar	Akkalkuwa, Taloda	79.220	16.230	95.450	199.000	33.000	232.000	3.481
3	KordiNala	Nandurbar	Nawapur	95.620	21.470	117.090	117.090	21.470	138.560	3.659
4	Nagan	Nandurbar	Nawapur	74.350	18.270	92.620	101.000	21.000	122.000	3.356
5	Prakasha Burai	Nandurbar	Nandurbar	105.880	4.220	110.100	247.350	7.650	255.000	7.439
	Total of Medium Projects	5		449.380	83.490	532.870	758.750	106.420	865.170	21.384
	Minor Projects									
1	Bardipada	Nandurbar	Nawapur	9.290	0.790	10.080	9.290	0.790	10.080	0.604
2	Bhurivel	Nandurbar	Nawapur	16.720	0.880	17.600	16.720	0.880	17.600	0.756
3	Biladi	Nandurbar	Nandurbar	23.590	1.530	25.120	23.590	1.530	25.120	1.411
4	Dhanpur	Nandurbar	Taloda	10.490	1.980	12.470	18.840	2.370	21.210	0.489
5	Harimahu	Nandurbar	Nawapur	9.400	0.660	10.060	9.400	0.660	10.060	0.459
6	Ichhagavan	Nandurbar	Taloda	3.530	0.880	4.410	3.530	0.880	4.410	0.594
7	Kareghat	Nandurbar	Nawapur	5.137	1.135	6.272	18.850	2.050	20.900	0.910
8	Panbara	Nandurbar	Nawapur	19.370	1.160	20.530	19.370	1.160	20.530	1.000
9	Pimprane	Nandurbar	Nawapur	10.930	0.800	11.730	10.930	0.800	11.730	0.529
10	Rampur	Nandurbar	Akkalkuwa	2.900	0.600	3.500	2.900	0.600	3.500	0.515
	Total of Minor Projects	10		111.357	10.415	121.772	133.420	11.720	145.140	7.267
	Total of Nandurbar	15		560.737	93.905	654.642	892.170	118.140	1010.310	28.651
	Major Projects									
1	Punad	Nashik	Kalwan, Deola, Satana	375.530	86.600	462.130	375.530	86.600	462.130	12.662
	Medium Projects									
1	Manikpunj	Nashik	Nandgaon	42.180	9.740	51.920	110.860	19.000	129.860	2.685
	Minor Projects									
1	Bhegu	Nasik	Kalwan	5.340	1.310	6.650	23.490	2.630	26.120	0.555
2	Dasane	Nashik	Satana	3.740	0.300	4.040	3.740	0.300	4.040	0.221
	Total of Minor Projects	2		9.080	1.610	10.690	27.230	2.930	30.160	0.776
	Total of Nashik	4		426.790	97.950	524.740	513.620	108.530	622.150	16.123
	Grand Total	46		8013.616	1287.866	9301.482	13177.454	1838.407	15015.861	570.382

TAPI IRRIGATION DEVELOPMENT CORPORATION, JALGAON

Ongoing Residual works under TIDC

(Rs. Crores, Irrigation Potential- '000 Ha.)

Sr. No.	Name of Projects	Updated RAA Cost	Total updated estimated cost	Irrigation Potential
1	2	3	4	5
	Jalgaon District			
	Major Projects			
	Nil			
	Medium Projects			
1	Bahula	54.970	45.770	4.654
2	Gul	96.610	86.830	3.025
3	Kamanitanda	78.490	70.650	6.032
4	Mangrul	15.830	27.780	1.935
	Total Medium Projects- 4	245.900	231.030	15.646
	Minor Projects			
1	Haripura	18.810	49.590	0.564
2	Kurha	8.613	10.530	0.257
3	Nashirabad (Murdapur)	10.179	64.490	1.045
4	Nimbadevi	6.489	12.040	0.306
5	Atalgavan	3.980	18.920	0.340
6	Bangaon	5.700	14.820	0.332
7	Bhalgaon	4.870	17.330	0.254
8	Borkheda Sangvi	0.580	6.920	0.251
9	Chinchati Lohara	4.980	14.100	0.251
10	Chinchpani	8.570	11.880	0.355
11	Chitegaon	5.540	12.740	0.267
12	Devhari	8.310	12.710	0.327
13	Dhanwad	11.510	11.270	0.309
14	Galan-2	3.620	12.150	0.365
15	Gangapuri	5.670	5.670	0.281
16	Ghodasgaon	6.990	13.960	0.252
17	Gogadinala	6.270	8.690	0.278

(Rs. Crores, Irrigation Potential- '000 Ha.)

Sr. No.	Name of Projects	Updated RAA Cost	Total updated estimated cost	Irrigation Potential
1	2	3	4	5
18	Hingonesim	0.720	2.980	0.278
19	Jamdi	6.120	7.300	0.258
20	Jondhalkheda			0.320
21	Kajgaon KT	1.130	2.160	0.251
22	Khirdi KT	3.860	4.310	0.288
23	Kholsar	7.300	7.300	0.264
24	Matrannalla	11.470	20.700	0.512
25	Nagziri KT	1.880	7.710	-
26	Odhare	8.920	17.240	0.803
27	Pasardi	0.650	2.190	0.293
28	Pimpri Dambhurni	11.430	18.880	0.304
29	Shahapur	6.400	9.390	0.852
30	Shendurni KT	4.840	10.280	0.367
31	Shirsoli-1	4.650	6.000	0.258
32	Sunasgaon	8.580	13.060	0.277
33	Sur			0.830
34	Vitner-2	4.840	5.400	0.251
35	Wakdi	6.000	9.380	0.385
	Total Minor Projects- 35	209.471	442.090	12.825
	Total Jalgaon District- 39	455.371	673.120	28.471
	Dhule District			
	Medium Projects			
1	Amravati	48.330	48.330	3.127
2	Sulwade Barrage	290.880	290.880	8.582
	Total Medium Projects- 2	339.210	339.210	11.709
	Minor Projects			
1	Abhanpur	7.130	8.700	0.435
2	Behed	6.020	6.020	0.387
3	Chhadvel KT	3.620	3.620	0.253

(Rs. Crores, Irrigation Potential- '000 Ha.)

Sr. No.	Name of Projects	Updated RAA Cost	Total updated estimated cost	Irrigation Potential
1	2	3	4	5
4	Dahyane	14.490	14.490	0.493
5	Fagne	5.840	4.860	0.495
6	Kheda	5.410	5.410	0.495
7	Pavankuti KT	6.390	12.910	0.271
8	Ranmala	8.020	16.870	0.681
9	Zende Anjan LIS	1.680	1.610	0.610
	Total Minor Projects- 9	58.600	74.490	4.120
	Total Dhule District- 11	397.810	413.700	15.829
	Nandurbar District			
	Medium Projects			
1	Prakasha Barrage	245.020	245.020	10.307
2	Sarangkheda Barrage	276.490	222.390	11.519
3	Shivan	74.390	74.390	3.395
	Total Medium Projects- 3	595.900	541.800	25.221
	Minor Projects			
1	Nesu	32.800	32.800	1.089
2	Dhong	4.130	4.890	0.525
3	Rankanalla	24.590	24.590	1.053
4	Susari	33.790	33.790	1.683
	Total Minor Projects- 4	95.310	96.070	4.350
	Total Nandurbar District- 7	691.210	637.870	29.571
	Nashik District			
	Minor Projects			
1	Dhanoli	17.620	17.620	1.594
2	Jamlevani	5.780	5.780	0.265
3	Nanduri	5.550	5.550	0.260
	Total Nashik District- 3	28.950	28.950	2.119
	Grand Total 60	1573.341	1753.640	75.990

ANNEXURE No. 2

Tapi Irrigation Development Corporation, Jalgaon

Sinchan Bhawan, Akashwani Chowk

Jalgaon - 425001.

Trial Balance

1-Apr-2014 to 31-Mar-2015

Particulars	Opening Balance	Transactions		Closing Balance
		Debit	Credit	
Capital Account	83513376834.00 Cr	4019257500.00	8494762433.00	87988881767.00 Cr
Capital Contribution From GOM	38415740352.00 Cr	291612500.00	3245651740.00	41369779592.00 Cr
Capital Contribution From GOM	38415740352.00 Cr	291612500.00	3245651740.00	41369779592.00 Cr
Grant - A.I.B.P.	10664236059.00 Cr		949130000.00	11613366059.00 Cr
Grant for Adivasi	4905784433.00 Cr		291612500.00	5197396933.00 Cr
Grant for Drought Relief Works	145800000.00 Cr			145800000.00 Cr
Grant for Expansion & Development		195221000.00	195221000.00	
Grant for HUDCO	1000000000.00 Cr			1000000000.00 Cr
Grant for LIC	339600000.00 Cr			339600000.00 Cr
Grant for Misc Ser. - Gurantee Fees	3542376000.00 Cr			3542376000.00 Cr
Grant From Government - Major & Medium		2398857000.00	2398857000.00	
Grants for Repayt. Of Bonds	12998400000.00 Cr			12998400000.00 Cr
Grants for Salary		601340000.00	601340000.00	
Grants for SLAO	147000000.00 Cr	147000000.00		
Grants for VIDC For LI Project	4321953404.00 Cr		412372193.00	4734325597.00 Cr
Grants for VTPUSY	986712732.00 Cr			986712732.00 Cr
Grants From GOM - Rep, Ren & Reestablishment		7500000.00	7500000.00	
Grants From Govt - Flood Control		14999000.00	14999000.00	
Grants From Narmada Dev Div Nandurbar	90328000.00 Cr		15351000.00	105679000.00 Cr
Grants Khandesh Package	4375887287.00 Cr			4375887287.00 Cr
Grants MPVC Contribution	205111100.00 Cr			205111100.00 Cr
Grants - NABARD	1374185467.00 Cr			1374185467.00 Cr
Grants Water Utilisation Institutes	262000.00 Cr			262000.00 Cr
Grant From GOM - Minor		362728000.00	362728000.00	
Current Liabilities	2379202095.66 Cr	1611205829.00	1629760530.00	2397756796.66 Cr
Adj A/c Between Division & AG Nagpur (WMR)	375021396.00 Cr			375021396.00 Cr
Adj.of Debit Memo Rec.From AG ,Nagpur	144564627.00 Cr			144564627.00 Cr
Adjustment Memo Credit	83755.00 Cr			83755.00 Cr
Adjustment Between Division & AG	230373014.00 Cr			230373014.00 Cr
Bond Series (Int/ Princ) Payable	11077115.00 Cr			11077115.00 Cr
Adjustment Suspense Account (93C)		110451.00	110451.00	
Local Cess Payable	709575196.00 Cr		1533298.00	711108494.00 Cr
Local Fund,Cess Collected - Not Paid	8082442.00 Dr			8082442.00 Dr
Water Charges - VTPUSY	600000000.00 Cr			600000000.00 Cr
Local Cess on Water Charges	117657638.00 Cr		1533298.00	119190936.00 Cr
Adj A/c Of Receipts & Recoveries For GOM-CSSA (OLD)	87140416.00 Cr	380916221.00	373959538.00	80183733.00 Cr
Adj A/c Rec'ble From Government	50710.00 Cr			50710.00 Cr
Adj A/c Rec & Recov on Behalf Of Others	2389880.00 Cr			2389880.00 Cr
PF,PT,Etc Deducted From Employee	750059.00 Dr			750059.00 Dr
TDS Payable - Prof Fees HO		146100.00	146100.00	
Adj A/c Rec on Behalf of Government	7760126.00 Dr	380770121.00	373813438.00	14716809.00 Dr
Adjustment A/c Payable To Government-CSSA	90745371.00 Cr			90745371.00 Cr
Work Adj A/c Payable to Government	2464640.00 Cr			2464640.00 Cr
Establishment Suspense Account	9793815.00 Dr	632978176.00	632189862.00	10582129.00 Dr
Unpaid Estb Payment - Treasury	4468.00 Cr			4468.00 Cr
Est Cash Settlement Suspense A/c (78A)	9798283.00 Dr	632978176.00	632189862.00	10586597.00 Dr
Material Purchase Suspense Account	165309742.75 Cr	474458.00	378435.00	165213719.75 Cr
Sundry Creditors For Expenses	1496634.00 Cr			1496634.00 Cr
Sundry Creditors For Suppliers / Material	7236917.00 Cr			7236917.00 Cr
Sundry Creditors Prior To 31.3.96	25625.00 Cr			25625.00 Cr
Material Purchase Sus A/c	156550566.75 Cr	474458.00	378435.00	156454543.75 Cr
Operation Suspense Account	71236098.00 Dr	146343451.00	152113263.00	65466286.00 Dr

Operation Suspense A/c	71236098.00 Dr	146343451.00	152113263.00	65466286.00 Dr
Public Works Deposit	1134884694.00 Cr	259364071.00	258341758.00	1133862381.00 Cr
Deposit For Execution Of Work	10241178.00 Cr			10241178.00 Cr
Deposit From Employees	180160.00 Cr			180160.00 Cr
Deposit Work - VTPUSY	335100000.00 Cr			335100000.00 Cr
Dep - PWD For Execution Of Work	225368165.00 Cr			225368165.00 Cr
Earnest Money & Security Deposits	3748696.00 Cr			3748696.00 Cr
Misc.PW Deposits	18325631.00 Cr			18325631.00 Cr
Op Sec Depo Chq Trf To TIDC	56027803.00 Dr			56027803.00 Dr
Sum Due To Contactor On Closed A/c	600.00 Cr			600.00 Cr
Public Work Deposits	597948067.00 Cr	259364071.00	258341758.00	596925754.00 Cr
Remittance in Transit	40441570.91 Cr	97714471.00	97511971.00	40239070.91 Cr
Corporate Action Fees Refund	1453.00 Cr			1453.00 Cr
Direct Receipt Deposit SE/EE	760449181.25 Cr			760449181.25 Cr
Suspense A/c - Bill Discounting	7537.00 Cr			7537.00 Cr
Suspense Account	51554846.00 Dr			51554846.00 Dr
Remittance in Transit	668461754.34 Dr			668461754.34 Dr
Cash Receipt From Collection A/c SE/EE		97714471.00	97511971.00	202500.00 Dr
Collection Suspense A/c	63218122.00 Dr	93304530.00	113621954.00	42900698.00 Dr
Fixed Assets	80375972140.99 Dr	8723234818.00	4666131126.00	84433075832.99 Dr
Office Fixed Assets	422077096.71 Dr	7605856.00		429682952.71 Dr
Non Residential Building	15662187.00 Dr			15662187.00 Dr
Building - Non Residential	11888624.00 Dr			11888624.00 Dr
Repairs - Non Residential Building	3773563.00 Dr			3773563.00 Dr
Plant & Machinery	14585166.00 Dr			14585166.00 Dr
Plant & Machinery	13278026.00 Dr			13278026.00 Dr
Repairs - Wireless	1307140.00 Dr			1307140.00 Dr
Tooles & Plants	3050552.00 Dr			3050552.00 Dr
Vehicles	7972327.00 Dr			7972327.00 Dr
Building Residential	64166904.00 Dr	6284482.00		70451386.00 Dr
Building - Residential	23999483.00 Dr			23999483.00 Dr
Residential Building - Repairs	40167421.00 Dr	6284482.00		46451903.00 Dr
Office Equipment & Computer Peripherals	2211037.00 Dr	43800.00		2254837.00 Dr
Office Equipments - Computer & Peripherals	1144036.00 Dr			1144036.00 Dr
Office Equipments	1067001.00 Dr	43800.00		1110801.00 Dr
Machinery & Equipments	79747488.00 Dr	1277574.00		81025062.00 Dr
Repairs - Machinery & Equipments	44780.00 Dr			44780.00 Dr
M&R Office Equipment	27737212.00 Dr			27737212.00 Dr
Machinery and Equipment	4911961.00 Dr			4911961.00 Dr
Machinery & Equipment	22022901.00 Dr			22022901.00 Dr
Office Furniture	79505.00 Dr	56200.00		135705.00 Dr
Repairs - Machinery & Equipment	24951129.00 Dr	1221374.00		26172503.00 Dr
Inspection Motor Vehicles	234681435.71 Dr			234681435.71 Dr
Inspection - Motor Vehicle	81376840.71 Dr			81376840.71 Dr
Motor Vehicles - Inspection	16439672.00 Dr			16439672.00 Dr
M & R Vehicle	136864923.00 Dr			136864923.00 Dr
Project Works Assets	79953895044.28 Dr	8715628962.00	4666131126.00	84003392880.28 Dr
Salary Grants Trfd to Project WIP	164485000.00 Cr	158514000.00	82514000.00	88485000.00 Cr
Total Assets of Tapi Irrigation Dev.Cor.	20467300000.00 Dr			20467300000.00 Dr
Maint & Admn Exp On Project Works	1237333828.00 Dr	15412650.00		1252746478.00 Dr
Main & Admn On Project - CADA	17825228.00 Dr			17825228.00 Dr
Capital Expenses On CADA	17525314.00 Dr			17525314.00 Dr
Relief On Account Of Natural Calamities	16700.00 Dr			16700.00 Dr
Revenue Expenses On CADA	300913.00 Dr			300913.00 Dr
Shahada Canal (Rew)	7985.00 Dr			7985.00 Dr
Water Supplay & Sanitations	25684.00 Cr			25684.00 Cr
Main & Admn On Project - Minor Irr Project	171944115.00 Dr			171944115.00 Dr
Revenue Exps on Minor Projects	171944115.00 Dr			171944115.00 Dr
Main & Admn Project - Major Irr Project	434311085.00 Dr	15412650.00		449723735.00 Dr
Adj.Of CRT Est Payments	12740950.00 Dr			12740950.00 Dr
Chaukapur Major Project (Rev)	12292029.00 Dr			12292029.00 Dr

Girna Major Project (Rev)	36554667.00 Dr			36554667.00 Dr
Haranbari Major Project (Rev)	42362.00 Dr			42362.00 Dr
Revenue Exp. On Major Projects	347368659.00 Dr			347368659.00 Dr
Hatnur Major Project (Rev)	25312418.00 Dr	15412650.00		40725068.00 Dr
Main & Admn On Projects - Medium Irr Project	613253400.00 Dr			613253400.00 Dr
Agnawati Medium Project (Rev)	3215209.00 Dr			3215209.00 Dr
Kanoli Medium Project (Rev)	543181.00 Dr			543181.00 Dr
Karwand Medium Project (Rev)	28747954.00 Dr			28747954.00 Dr
Kelzar Medium Project (Rev)	3094045.00 Dr			3094045.00 Dr
Panzara Medium Project (Rev)	68561289.00 Dr			68561289.00 Dr
Revenue Exp Medium Project	37787451.00 Dr			37787451.00 Dr
Revenue Exp On Medium Projects	469277441.00 Dr			469277441.00 Dr
Malangaon Medium Project (Rev)	1898736.00 Dr			1898736.00 Dr
Shivan Medium Project (Rev)	128094.00 Dr			128094.00 Dr
Net Stock Balance With Division	213883366.45 Cr		68358.00	213951724.45 Cr
Closing Stock	171695203.00 Cr			171695203.00 Cr
Stock in Hand	42188163.45 Cr		68358.00	42256521.45 Cr
Project Work in Progress	54374001253.20 Dr	4250432516.00	229823280.00	58394610489.20 Dr
Drainage Scheme Contibutuion	263000.00 Dr			263000.00 Dr
Major Irrigation Projects	18911247776.50 Dr	1650894523.00	59215043.00	20502927256.50 Dr
Major Irrigation Project	3911072898.50 Dr			3911072898.50 Dr
Major Project in Progress	575623024.00 Dr			575623024.00 Dr
Nimna Tapi Major Project	3100.00 Dr		1124000.00	1120900.00 Cr
Upper Stage Tapi - 1 Major Project	55657245.00 Dr		1731000.00	53926245.00 Dr
Upper Stage Tapi - 2 Major Project	618088.00 Dr			618088.00 Dr
Bhagpur Lift Irrigation Project	45215474.00 Dr			45215474.00 Dr
Bodwad Parisar Sinchan Yojana	113192483.00 Dr	346090.00		113538573.00 Dr
Lower Tapi Major Project	1350469351.00 Dr	370316827.00	7143000.00	1713643178.00 Dr
Manyad Dam Diltetion Survy	6236164.00 Dr			6236164.00 Dr
Mega W.R.S.I.	929404.00 Dr			929404.00 Dr
Megha Recharg	550385.00 Dr			550385.00 Dr
Ozarkheda Dam	13000.00 Cr	32358737.00	204163.00	32141574.00 Dr
Punand Major Project	1693192749.00 Dr	136809385.00	4589000.00	1825413134.00 Dr
Punand Medium Project	1636792.00 Dr			1636792.00 Dr
Hatnur Project		65023063.00	24024000.00	40999063.00 Dr
Kurha Vadhoda Irrigation Project	4484911020.00 Dr	382372033.00		4867283053.00 Dr
Sunasgaon	6333116.00 Dr	462700.00		6795816.00 Dr
Varangaon Talwel LIS	3003271385.00 Dr	224355803.00		3227627188.00 Dr
Waghur Major Project	3244179560.00 Dr	434301256.00	17118000.00	3661362816.00 Dr
Hatnur Major Project	424501654.00 Dr	5011329.00	3281880.00	426231103.00 Dr
Medium Irrigation Projects	26420456603.70 Dr	1755835542.00	105547463.00	28070744682.70 Dr
Ajnad Barrage	2445.00 Dr			2445.00 Dr
Akkalpada	179942.00 Dr			179942.00 Dr
Aner - Repairs of Radial Gates	24108836.00 Dr			24108836.00 Dr
Anjani Resettlement / Rehabilition	84.00 Dr			84.00 Dr
Bhatiya Nalla Medium Project	492041.00 Dr			492041.00 Dr
Bilwadi Medium Project	608138.00 Dr			608138.00 Dr
Capital Outlay on Minor Irrigation	10563448.00 Dr			10563448.00 Dr
Dhiagaon Bandhara		12879000.00		12879000.00 Dr
Feeder Chanal Bahute Sarve Nalla	363750.00 Dr			363750.00 Dr
Feeder Chanal From Vardi Nalla Bandhara	436111.00 Dr			436111.00 Dr
Garkheda Medium Project	3035874.00 Dr			3035874.00 Dr
Haranbari Medium Projects (Extn & Impro)	1977044.00 Dr			1977044.00 Dr
Khadkasim Tal - Erandol	8877.00 Dr			8877.00 Dr
Kohle Medium Project	38360.00 Dr			38360.00 Dr
Kulthe	2382634.00 Dr	3586462.00		5969096.00 Dr
Kunzar - 2 Medium Project	73452.00 Dr			73452.00 Dr
Lohara Chinchati Medium Project	214350.00 Dr			214350.00 Dr
Malegaon Chari (Jamda Canal)	14596.00 Dr			14596.00 Dr

Matran Nalla Medium Project	11943620.00 Dr			11943620.00 Dr
Medium Irrigation Project	8656716546.70 Dr			8656716546.70 Dr
Medium Irrigation Project in Progress	30833314.00 Dr			30833314.00 Dr
M.I. Nimgul	98704.00 Dr			98704.00 Dr
M.I. Sarwa to Wadi - II Feeder Channel	314000.00 Dr			314000.00 Dr
Moykheda Digar Medium Project	528662.00 Dr			528662.00 Dr
Nagasakia Medium Project	1570218.00 Dr			1570218.00 Dr
Rangavali Medium Project	400471.00 Dr			400471.00 Dr
Rauchadeo Heightrising Survey	24751.00 Dr			24751.00 Dr
River Linking Project	810000.00 Cr			810000.00 Cr
River Linking Project-Wasdara to Vavad	16908367.00 Dr			16908367.00 Dr
Sategaon Medium Project	34129.00 Dr			34129.00 Dr
Wadi Shevadi Medium Project	538360918.00 Dr	282220636.00		820581554.00 Dr
Walthan Medium Project	247669.00 Dr			247669.00 Dr
Abhora Medium Project	13218082.00 Dr			13218082.00 Dr
Agnawati Project	383340.00 Dr			383340.00 Dr
Amravati Medium Project	233881768.00 Dr	244694.00		234126462.00 Dr
Aner Canal Extension	39871043.00 Dr			39871043.00 Dr
Aner Canal Extension Tail Channel	16014128.00 Dr			16014128.00 Dr
Anjani Medium Project	673405601.00 Dr	162645749.00	15800190.00	820251160.00 Dr
Bahula Medium Project	190011047.00 Dr	22687111.00	5390000.00	207308158.00 Dr
Bhokarbari Medium Project	8148615.00 Dr			8148615.00 Dr
Bori Medium Project	48255010.00 Dr			48255010.00 Dr
Bori Project		21898276.00		21898276.00 Dr
Burai Medium Project	7414527.00 Dr	32406.00		7446933.00 Dr
Dehali Project	675067367.00 Dr	126603406.00	3665000.00	798005773.00 Dr
Girna Medium Project	6447434.00 Dr	39693588.00		46141022.00 Dr
Gomai Medium Project	2646678.00 Dr			2646678.00 Dr
Gul Medium Project	507296505.00 Dr	54348432.00	957000.00	560687937.00 Dr
Haranbari Medium Project	52962525.00 Dr			52962525.00 Dr
Hivra Medium Project	12383495.00 Dr			12383495.00 Dr
Jamda Bandhara		15713000.00		15713000.00 Dr
Jamkhedi Medium Project	198943068.00 Dr	5961686.00		204904754.00 Dr
Kamani Tanda Medium Project	234103858.00 Dr	76989630.00	392000.00	310701488.00 Dr
Kapileshwar Temple Wall		402299.00		402299.00 Dr
Karvandh Medium Project	45878212.00 Dr	906017.00		46784229.00 Dr
Kelzar Medium Project (Ext & Improv)	7691321.00 Dr	5000.00		7696321.00 Dr
K.T.S.B. Vehergaon	1601992.00 Dr			1601992.00 Dr
L.I.Scheame Varangaon Talwel	118305.00 Dr			118305.00 Dr
Lower Panzaara Medium Project	2916469107.00 Dr	216273934.00		3132743041.00 Dr
Manglur Medium Project	44230737.00 Dr	2977844.00		47208581.00 Dr
Manikpunj Medium Project	459599692.00 Dr	50836242.00	6158000.00	504277934.00 Dr
Manjarpada - 2	887568.00 Dr			887568.00 Dr
M.I. Tank Bhegu	34344822.00 Dr	4000.00		34348822.00 Dr
Mor Medium Project	113912481.00 Dr	18058228.00	3336000.00	128634709.00 Dr
Nagan Project	539144687.00 Dr	47853522.00	817000.00	586181209.00 Dr
Nagyasakya Medium Project	3471809.00 Dr			3471809.00 Dr
Padmalaya - 2 Lift Irrigation	538555401.00 Dr	147357152.00	4630000.00	681282553.00 Dr
Panzan Medium Project	84113145.00 Dr			84113145.00 Dr
Panzan Project	9253936.00 Dr	9590792.00		18844728.00 Dr
Purmepada Project	514021.00 Dr			514021.00 Dr
Sarangkheda Medium Project	1307619872.00 Dr	1672644.00		1309292516.00 Dr
Seven Barrage on Girna River		12202370.00		12202370.00 Dr
Shelgaon Barrage Medium Project	2123277536.00 Dr	91777727.00		2215055263.00 Dr
Sonvad Medium Project	36080857.00 Dr	1521746.00		37602603.00 Dr
Sukkhhi Medium Project	5958406.00 Dr			5958406.00 Dr
Sulwade Barrage Medium Project	677641591.00 Dr	3994449.00		681636040.00 Dr
Sulwade to Jamphal	532073991.00 Dr	5075.00		532079066.00 Dr
Talwade Bhamer (Ext & Improv)	29317063.00 Dr	20461240.00		49778303.00 Dr
Tondapur Medium Project	2751966.00 Dr			2751966.00 Dr
Vanjarpada-2			26316.00	26316.00 Cr
Vanjulpani Project	12026464.00 Dr			12026464.00 Dr

Varkheda Londe Medium Project	83490956.00 Dr		1205000.00	82285956.00 Dr
Varkhede Londhe Barrage	153610221.00 Dr	96180883.00		249791104.00 Dr
Vatoli Nalla	9729229.00 Dr			9729229.00 Dr
Dara Medium Project	660432192.00 Dr	622598.00	501000.00	660553790.00 Dr
Kordi Medium Project	1022806120.00 Dr	53931257.00	1476000.00	1075261377.00 Dr
Muktainagar L.I.S.	719092.00 Dr	14976532.00		15695624.00 Dr
Prakasha Burai Lift Medium Project	286388917.00 Dr	48048903.00		334437820.00 Dr
Shewadi (Wadi) Project	605531093.00 Dr		7117000.00	598414093.00 Dr
Shivan Medium Project	412698552.00 Dr	2135801.00	214000.00	414620353.00 Dr
Survey Work Of Narmada Besin	96603859.00 Dr	4017439.00		100621298.00 Dr
Prakasha Barrage Medium Project	1006113121.00 Dr	12415474.00	961000.00	1017567595.00 Dr
Lower Tapi - Hatnur	333672827.00 Dr	72102298.00	52901957.00	352873168.00 Dr
Minor Irrigation Projects	9042033873.00 Dr	843702451.00	65060774.00	9820675550.00 Dr
CADA Maintenance & Admn	4680042.00 Dr			4680042.00 Dr
Ext-Aner	5620800.00 Dr			5620800.00 Dr
Ghotana M.I. Tank	2551802.00 Dr			2551802.00 Dr
Hingonesim Co.P.	2816105.00 Dr			2816105.00 Dr
K.T.Dhamgaon	1800.00 Dr			1800.00 Dr
K.T.Ware Asus	67606.00 Dr	798565.00		866171.00 Dr
K.T.W.Asus	3469968.00 Dr			3469968.00 Dr
Mendipada	500.00 Cr			500.00 Cr
Minor Irrigation Projects	4819123872.00 Dr			4819123872.00 Dr
Ranka Nalla	73338154.00 Dr			73338154.00 Dr
Revenue Exps On Minor Irrigation Projects	38783014.00 Dr			38783014.00 Dr
Sonkhadi M.I.Tank	1436927.00 Dr			1436927.00 Dr
Susuri M. I. Tank	10222622.00 Dr			10222622.00 Dr
Valthan		61396.00		61396.00 Dr
Waghali	100000.00 Dr	140067.00		240067.00 Dr
Ardi	2112461.00 Dr	367924.00		2480385.00 Dr
Asus M.I.Tank	460000.00 Dr			460000.00 Dr
Atalgaon	86745323.00 Dr	50920275.00		137665598.00 Dr
Bahadarpur K.T.	1787940.00 Dr	488013.00		2275953.00 Dr
Bangaon	61985991.00 Dr	4626589.00	401862.00	66210718.00 Dr
Bhagdara	192942.00 Dr			192942.00 Dr
Bhalgaon	105788647.00 Dr	2737606.00		108526253.00 Dr
Bhamarkheda	60535.00 Dr	1465.00		62000.00 Dr
Biladi M.I. Tank	2682197.00 Dr			2682197.00 Dr
Bilwadi		1320772.00		1320772.00 Dr
Bole - RRR Work		1029650.00		1029650.00 Dr
Borkheda - 1 (Chalisgaon)	4227653.00 Dr	1645.00		4229298.00 Dr
Borkheda Sangvi	1476480.00 Dr	865120.00	865000.00	1476600.00 Dr
Bormali (Chinchapani)	28866570.00 Dr	1034521.00		29901091.00 Dr
Bramanshevga - RRR Works		860975.00		860975.00 Dr
Chinchkheda Bandhara	1889791.00 Dr	5000.00		1894791.00 Dr
Chitegaon	22120699.00 Dr	16696477.00	478688.00	38338488.00 Dr
Daregaon	2608548.00 Cr			2608548.00 Cr
Devari	59191592.00 Dr	21116403.00		80307995.00 Dr
Dhanoli M.I. Tank	4915901.00 Dr	6958.00		4922859.00 Dr
Dhanwad	70834590.00 Dr	2951200.00		73785790.00 Dr
Dharangaon	27120.00 Dr			27120.00 Dr
Dhayane	110632046.00 Dr	2291803.00	3104000.00	109819849.00 Dr
Dighi - 2	40064.00 Cr			40064.00 Cr
Dighi - 3	104592377.00 Dr	3754955.00	594000.00	107753332.00 Dr
Dongaon (Yawal)	126000.00 Dr			126000.00 Dr
Ext-Panzara	1027480.00 Dr	100000.00		1127480.00 Dr
Fagane	22299414.00 Dr	98006.00		22397420.00 Dr
Flood Control & Drainage	17136000.00 Dr			17136000.00 Dr
Flood Protection Wall @ Mubarakpur	2814310.00 Dr			2814310.00 Dr
Galan - 2	7946616.00 Dr	778080.00		8724696.00 Dr
Gangapuri	2856750.00 Dr			2856750.00 Dr
Gangapur P.T.	1533943.00 Dr			1533943.00 Dr

Garkheda	223772.00 Dr	2354614.00		2578386.00 Dr
Ghodasgaon	56207703.00 Dr	2801972.00		59009675.00 Dr
Ghotane M.I Tank	1523343.00 Dr			1523343.00 Dr
Godri	12560.00 Dr			12560.00 Dr
Gogadinala	23113209.00 Dr	1616083.00		24729292.00 Dr
Gondegaon (Jamner)	2179475.00 Dr			2179475.00 Dr
Gondkhed-2	11774878.00 Dr	14143752.00		25918630.00 Dr
Handya Kundyia	13720.00 Dr			13720.00 Dr
Haripura	280836866.00 Dr	1324550.00	1320000.00	280841416.00 Dr
Hatgaon-1	27595780.00 Dr			27595780.00 Dr
Hatgaon-2	114026243.00 Dr	16467144.00	2355866.00	128137521.00 Dr
Higonesim K.T.	1307364.00 Dr	4900.00		1312264.00 Dr
Hingonesim K.T.		548.00		548.00 Dr
Hiwarkheda	4572502.00 Dr			4572502.00 Dr
Ichhagavan M.I.Tank	260000.00 Dr	88074.00		348074.00 Dr
Jamdi	10342768.00 Dr	4586086.00		14928854.00 Dr
Jamlewani M.I. Tank	4654253.00 Dr	2612900.00		7267153.00 Dr
Jangipura (Jamner)	917000.00 Dr	44139.00		961139.00 Dr
Jondhalkheda	56561830.00 Dr	26059090.00		82620920.00 Dr
Kajgaon	6654841.00 Dr	1656.00		6656497.00 Dr
Kalamsere	8881879.00 Dr	1239301.00		10121180.00 Dr
Kang	190777396.00 Dr	156392510.00	2120.00	347167786.00 Dr
Khadkesim	721295.00 Dr	1089.00		722384.00 Dr
Khadkisim (Chalisgaon)	1883186.00 Dr	280117.00		2163303.00 Dr
Khadkisim Tal - Erandol	872736.00 Dr	75739.00		948475.00 Dr
Khandly	4239556.00 Dr	1436924.00		5676480.00 Dr
Khede	27230139.00 Dr	3456599.00		30686738.00 Dr
Khirdi K.P. Bandhara	11789060.00 Dr			11789060.00 Dr
Khirdi K.T. (Sakegaon)	6027066.00 Dr	1378203.00		7405269.00 Dr
Kholsar	19706381.00 Dr	914979.00		20621360.00 Dr
Kohle	662547.00 Dr			662547.00 Dr
Kotgaon	12075357.00 Dr	50450.00		12125807.00 Dr
Krishnapuri	8797060.00 Dr			8797060.00 Dr
K.T.Bhilane	106345.00 Dr			106345.00 Dr
K.T.Bhodgaon	719867.00 Dr			719867.00 Dr
K.T.Bilbare	971406.00 Dr	448246.00		1419652.00 Dr
K.T. Chandwel		69878.00		69878.00 Dr
K.T. Chhadwel	32930561.00 Dr	62383.00		32992944.00 Dr
K.T. Dhondawad		53130.00		53130.00 Dr
K.T. Dondawad	201281.00 Dr			201281.00 Dr
K.T.Kusumba	1350.00 Dr			1350.00 Dr
K.T. Morane	528139.00 Dr	116378.00		644517.00 Dr
K.T.Nawadane	66409.00 Dr			66409.00 Dr
K.T.Nimgul	84623.00 Dr	117150.00		201773.00 Dr
K.T. Pawankhuti	70778971.00 Dr	506209.00		71285180.00 Dr
K.T.S.B.Basaraval	1450916.00 Dr			1450916.00 Dr
K.T.S.B.Khairkhunti	1147640.00 Dr			1147640.00 Dr
K.T.Waghli	2094933.00 Dr	88500.00		2183433.00 Dr
K.T.War	90638.00 Dr			90638.00 Dr
K.T.Weir Nandwan	841553.00 Dr			841553.00 Dr
K.T.Weir Patane,Satbhai,Dabhadi	65656558.00 Dr	50455963.00	50452123.00	65660398.00 Dr
Kunzar - 2	763866.00 Dr			763866.00 Dr
Kurha	13299135.00 Dr	23567303.00		36866438.00 Dr
Lahasar	815649.00 Dr	150040.00		965689.00 Dr
Lamanjan	882705.00 Dr	41325.00		924030.00 Dr
Langadibavani		577817.00		577817.00 Dr
L.I.S. Zendejan	752683.00 Dr	6465.00		759148.00 Dr
Lohara Chinchati		920.00		920.00 Dr
Lohara Mhasas	5726312.00 Dr	11320.00		5737632.00 Dr
Mahupada M.I. Tank	484510.00 Dr			484510.00 Dr
Malgaon Chari (Jamda Canal) Km-6	24782428.00 Dr	7583373.00		32365801.00 Dr
Mandal	25121759.00 Dr	15444982.00		40566741.00 Dr

Manyad Chari	49385.00 Dr			49385.00 Dr
Matran Nalla	61865465.00 Dr	10955.00		61876420.00 Dr
Mendhipada M.I. Tank	1917806.00 Dr			1917806.00 Dr
Mhaswa M.I.Tank	1340000.00 Dr	6391.00		1346391.00 Dr
M.I. Abhanpur	9070318.00 Dr	16400.00		9086718.00 Dr
M.I. Behed	31476817.00 Dr			31476817.00 Dr
M.I.Boradi	1515987.00 Dr			1515987.00 Dr
M.I.Chaupale	27648.00 Dr			27648.00 Dr
M. I Deonacha		758241.00	758241.00	
M.I.Hinganepada	1546283.00 Dr			1546283.00 Dr
M.I.Jalod	564720.00 Dr	296672.00		861392.00 Dr
M.I.Jamshet	1637802.00 Dr		21732.00	1616070.00 Dr
M.I. Kabryakhadak	24234512.00 Dr			24234512.00 Dr
M.I.Lamkani	654768.00 Dr			654768.00 Dr
M.I.Rajderwadi	1156677.00 Dr			1156677.00 Dr
M.I.Shahane	88818.00 Dr			88818.00 Dr
M.I.Shewali	876425.00 Dr			876425.00 Dr
M.I.Shirdhane	628673.00 Dr	17319.00		645992.00 Dr
M.I.Susari	11728772.00 Dr			11728772.00 Dr
M.I. Tank Dasane	3895471.00 Dr			3895471.00 Dr
M.I. Tank Khamkheda		1039465.00		1039465.00 Dr
M.I. Tank Mahalpatne	3758257.00 Dr			3758257.00 Dr
M. I Tank, Nanduri	9984940.00 Dr	2500.00		9987440.00 Dr
M.I. Tank Nimbola	1821117.00 Dr			1821117.00 Dr
Mohali	854497.00 Dr	782000.00		1636497.00 Dr
Mundkheda	216245229.00 Dr	8974290.00	1112000.00	224107519.00 Dr
Nambhadhama	5686056.00 Dr	122090.00		5808146.00 Dr
Nandgaon K.T.Weir	2447000.00 Dr	342362.00		2789362.00 Dr
Nashirabad Lift Irrigation	143677026.00 Dr	12411214.00		156088240.00 Dr
Nimbadevi	9215986.00 Dr	11894154.00	100000.00	21010140.00 Dr
Nimdya	796673.00 Dr			796673.00 Dr
Nirul	1126764.00 Dr	380965.00		1507729.00 Dr
Odhare	59372069.00 Dr	4683485.00		64055554.00 Dr
Ozar K.T. Tal Pachora	1226434.00 Dr			1226434.00 Dr
Palaskheda (Jalchakra)	15000.00 Dr			15000.00 Dr
Pasardi	8127912.00 Dr	6862.00		8134774.00 Dr
Pathrad	1212.00 Cr			1212.00 Cr
Pimpalgaon Wakod	399900.00 Dr	346823.00		746723.00 Dr
Pimpalkhotha Bholane	2369084.00 Dr	2007056.00		4376140.00 Dr
Pimparkhed	577438.00 Dr	1089.00		578527.00 Dr
Pimprane M.I. Tank	71673638.00 Dr			71673638.00 Dr
Pimpri Dambhurni	33736707.00 Dr	217455.00		33954162.00 Dr
Pimpri Umberhole	1499188.00 Dr	1712418.00		3211606.00 Dr
Purmepada	2860767.00 Dr			2860767.00 Dr
Rampur M.I.Tank	2045250.00 Dr			2045250.00 Dr
Ranamala	69084838.00 Dr			69084838.00 Dr
Ranipur	1679404.00 Dr			1679404.00 Dr
Ranka Nalla M.I.Tank	23161912.00 Dr	3965419.00		27127331.00 Dr
Rapapur M.I.Tank	86473747.00 Dr	40707000.00		127180747.00 Dr
Rawucha Deo	791424.00 Dr			791424.00 Dr
Rayangan M.I.Tank	816327.00 Dr			816327.00 Dr
Saewakhajola	181182.00 Dr			181182.00 Dr
Salsingi (Bodwad)	634730.00 Dr			634730.00 Dr
Sarwakhajola	457678.00 Dr	3198425.00	1633060.00	2023043.00 Dr
Sarwa Pimpri	4028407.00 Dr	498.00		4028905.00 Dr
Satgaon	1541008.00 Dr			1541008.00 Dr
Savarkhede - RRR Work		1107972.00		1107972.00 Dr
Sawarkheda	1750099.00 Dr			1750099.00 Dr
Shahapur	14227574.00 Dr	370076.00		14597650.00 Dr
Shingarkheda	403443.00 Dr			403443.00 Dr
Shirasamani - RRR Work		1538135.00		1538135.00 Dr
Shirasmani		1830.00		1830.00 Dr

Shirsoli - 1 Nehere	20001210.00 Dr	2586360.00		22587570.00 Dr
Shirsoli - 2 Naygaon	8136533.00 Dr	9500.00		8146033.00 Dr
Special Repairs To Sosari Bandhara D.P.D.C. Work	1359982.00 Dr			1359982.00 Dr
S.T. Shendurni	64988106.00 Dr	1715300.00		66703406.00 Dr
Sukeshwar	1847178.00 Dr			1847178.00 Dr
Sur	183877151.00 Dr	14706988.00	229000.00	198355139.00 Dr
Survey Works	84225719.00 Dr			84225719.00 Dr
Susari M.I.Tank	57026405.00 Dr	325149.00		57351554.00 Dr
Titur	115570.00 Dr			115570.00 Dr
Umarde	4343674.00 Dr	1967.00		4345641.00 Dr
Vadri	34936558.00 Dr	33968.00		34970526.00 Dr
Valwade Bandhara - River Link Project		392569.00	392569.00	
Valwadi - River Link Project		609253.00	609253.00	
Vanegaon Rajuri	4234001.00 Dr	1058889.00		5292890.00 Dr
Vehelgaon Borade	235271.00 Dr			235271.00 Dr
Vitner - II	6811047.00 Dr	1576162.00		8387209.00 Dr
Wadi - II	1857226.00 Dr	601540.00		2458766.00 Dr
Wadi Shewale	770790.00 Dr	82912.00		853702.00 Dr
Waghale Bandhara - River Link Project		489260.00	489260.00	
Waghzira	1851966.00 Dr	9325490.00	100000.00	11077456.00 Dr
Walthan	2199812.00 Dr			2199812.00 Dr
Amravati Nalla M.I.Tank	33544647.00 Dr	7622095.00		41166742.00 Dr
Bardipada M.I.Tank	48574174.00 Dr	40448908.00		89023082.00 Dr
Bhuriwel M.I.Tank	10193715.00 Dr	45202509.00		55396224.00 Dr
Chilgaon	160000.00 Dr	1315956.00		1475956.00 Dr
Chirda M.I.Tank	217178879.00 Dr	7388977.00		224567856.00 Dr
Choupada M.I.Tank	14575730.00 Dr	103000.00		14678730.00 Dr
Deoli Bhoras	198059.00 Dr	3499652.00		3697711.00 Dr
Dhanpur M.I.Tank	107672706.00 Dr	18115594.00		125788300.00 Dr
Dhong M.I.Tank	10687441.00 Dr	165497.00		10852938.00 Dr
Harimahu M.I.Tank	30440072.00 Dr			30440072.00 Dr
Khandala	1436376.00 Dr			1436376.00 Dr
Malpimpri	2529578.00 Dr	600609.00		3130187.00 Dr
Panbara M.I.Tank	109348308.00 Dr	55557000.00		164905308.00 Dr
Panzara River Gavali Wada	2414628.00 Dr			2414628.00 Dr
Sunasgaon	6333116.00 Dr	462700.00		6795816.00 Dr
Visarwadi M.I.Tank	11764112.00 Dr			11764112.00 Dr
Wakadi	8085342.00 Dr	5112821.00		13198163.00 Dr
Deolipada M.I.Tank	16457694.00 Dr	116000.00	42000.00	16531694.00 Dr
Nesu M.I.Tank	150133708.00 Dr	5022963.00		155156671.00 Dr
Muktainagar Lift Irrigation Scheme	9826579.00 Dr	72847036.00		82673615.00 Dr
Net Deficit (Loss) Pending Allocation	4208679568.53 Dr	1902647838.00	1933699077.00	4177628329.53 Dr
Net Deficit For the Year	44948761.00 Dr	2388621958.00	2420026411.00	13544308.00 Dr
Current Assets	5516606788.67 Dr	27494296613.00	27057340671.00	5953562730.67 Dr
Loans & Advances (Asset)	956410761.57 Dr	10520034022.00	10660592854.00	815851929.57 Dr
Advance Tax & Fringe Benefits	26176755.00 Dr		127651.00	26049104.00 Dr
Advance Tax A. Y. : 2010-2011	127651.00 Dr		127651.00	
Advance Tax A. Y. 07-08	8584854.00 Dr			8584854.00 Dr
Advance Tax A. Y. 2011-12	17464250.00 Dr			17464250.00 Dr
Receivable From GOM	4902729.00 Dr			4902729.00 Dr
Rec'ble From GOM - Establishment Payments	24443.00 Dr			24443.00 Dr
Rec'ble From GOM-Works Payments	4878286.00 Dr			4878286.00 Dr
Tax Deducted at Source	12432803.00 Dr	791727.00	207565.00	13016965.00 Dr
Tax Deducted at Source - A. Y. 09-10	1048463.00 Dr			1048463.00 Dr
Tax Deducted at Source - A. Y. 11-12	199588.00 Dr			199588.00 Dr
Tax Deducted at Source - A. Y. 12-13	207565.00 Dr		207565.00	
Tax Deducted at Source - A. Y. 13-14	449263.00 Dr			449263.00 Dr
Tax Deducted at Source - A. Y. 14-15	9151728.00 Dr	47630.00		9199358.00 Dr
Tax Deducted at Source - A. Y. 15-16		744097.00		744097.00 Dr
TDS From Bank	1376196.00 Dr			1376196.00 Dr
DPDC Funds		101224697.00	109896670.00	8671973.00 Cr

Cash Settlement Suspense Account	98434217.00 Dr	9099917.00	452.00	107533682.00 Dr
CSSA NEW	28423.00 Cr			28423.00 Cr
Cash Settlement Suspense Account	98462640.00 Dr	9099917.00	452.00	107562105.00 Dr
LOC in Transit	31569672.05 Cr	9829679339.00	9978087151.00	179977484.05 Cr
Escrow Suspense Account	24125.05 Cr			24125.05 Cr
Suspense Accounts	11618.00 Cr			11618.00 Cr
TRF - CE TO SE	637355367.00 Dr			637355367.00 Dr
Trf - SE/EE to TIDC		5505138.00	5505138.00	
Trf Funds Between Bank	32294153.00 Dr	1252500.00	1252500.00	32294153.00 Dr
Trf - TIDC to CE		4647240600.00	4768384800.00	121144200.00 Cr
Collection Receipts Deposits		62974479.00	62974479.00	
Direct Receipt	1025486555.00 Cr	332554222.00	289544834.00	982477167.00 Cr
LOC in Transit	165191582.00 Dr		75680000.00	89511582.00 Dr
TRF - SE To EE	159111524.00 Dr	4780152400.00	4774745400.00	164518524.00 Dr
Miscellaneous Public Work Advances	807554316.62 Dr	8731176.00	4683618.00	811601874.62 Dr
Expenditure in Excess of Deposit Work	2022760.00 Dr			2022760.00 Dr
MPW Advance	805531556.62 Dr	8731176.00	4683618.00	809579114.62 Dr
Imprest & Temp Adv with Subordinates (78B)	38479613.00 Dr	570507166.00	567589747.00	41397032.00 Dr
Cash-in-hand	47233773.00 Dr	551074064.00	531879527.00	66428310.00 Dr
Works Cash Balance	1044020.00 Cr	1407985.00		363965.00 Dr
Imprest Cash Settlement Sus A/c - Govt	1044020.00 Cr	1407985.00		363965.00 Dr
Cash on Hand - Division	48277793.00 Dr	549666079.00	531879527.00	66064345.00 Dr
Bank Accounts	3101893434.10 Dr	14630843576.00	14018131249.00	3714605761.10 Dr
Bond Series Accounts	11156140.00 Dr			11156140.00 Dr
Axis Bank - 174010200006408 (FY 07-08)	128244.00 Dr			128244.00 Dr
Axis Bank - 909020033844431(Ser V)(FY09-10)	297750.00 Dr			297750.00 Dr
Axis Bank - 909020033898137 (Ser-V) (FY09-10)	278815.00 Dr			278815.00 Dr
Axis Bank - 910020034517347 (Ser IV)(FY10-11)	100000.00 Dr			100000.00 Dr
Axis Bank - 910020037676757 (Ser V)(FY10-11)	162500.00 Dr			162500.00 Dr
Axis Bank - 910020041557932 (Ser VI)(FY10-11)	82800.00 Dr			82800.00 Dr
Axis Bank - 911020049301981 (Ser V)(FY11-12)	1437500.00 Dr			1437500.00 Dr
Axis Bank 912020054868942 Ser-VI (F. Y. 2012-13)	8668531.00 Dr			8668531.00 Dr
Bank of Maharashtra - PLA A/c - 1143	2344358300.00 Dr	3928435000.00	3736947000.00	2535846300.00 Dr
Bank of Maharashtra - VIDC (BOM)	1618000.00 Dr	407000000.00	312228000.00	96390000.00 Dr
Bank of Maharashtra - VIDC (IDBI)	19324935.00 Dr	241876096.00	259376096.00	1824935.00 Dr
Bank of Maharashtra - VTPUSY	3351069.00 Dr			3351069.00 Dr
AIBP Accounts	180439145.00 Dr	537975272.00	683582072.00	34832345.00 Dr
Bank of Maharashtra - AIBP	175964748.00 Dr	499830000.00	645436800.00	30357948.00 Dr
AIBP Operation Account	4474397.00 Dr	38145272.00	38145272.00	4474397.00 Dr
Collection Accounts	98592763.55 Dr	1883623576.00	1908734547.00	73481792.55 Dr
Bank of Maharashtra - Non Operative	98682780.00 Dr	1691045754.00	1716718300.00	73010234.00 Dr
Collection Account - Op & Closing Bal	90016.45 Cr	192577822.00	192016247.00	471558.55 Dr
Operation Account	443053081.55 Dr	7631933632.00	7117263534.00	957723179.55 Dr
Bank of Maharashtra - 2400	188739416.18 Dr	4420852438.00	3903557218.00	706034636.18 Dr
Cash & Bank Balances	51119363.00 Cr			51119363.00 Cr
Operation Account - Op & Closing Bal	305433028.37 Dr	3211081194.00	3213706316.00	302807906.37 Dr
Short Term Deposits	1411068820.00 Dr	1792344951.00	1846737041.00	1356676730.00 Dr
FDR - Collection Account	1201270000.00 Dr	1321000000.00	1391000000.00	1131270000.00 Dr
FDR - Collection Account	1201000000.00 Dr	1321000000.00	1391000000.00	1131000000.00 Dr
Short Term Deposit	270000.00 Dr			270000.00 Dr
FDR - Others	153165508.00 Dr	258453630.00	240000000.00	171619138.00 Dr
FDR - Bond Series	2045424.00 Dr			2045424.00 Dr
FDR - VIDC	50000000.00 Dr	258453630.00	240000000.00	68453630.00 Dr
Other Adv Short Term Dep	101120084.00 Dr			101120084.00 Dr
FDR - Operation Account	56633312.00 Dr	212891321.00	215737041.00	53787592.00 Dr
FDR - Other Bank	56633312.00 Dr	212891321.00	215737041.00	53787592.00 Dr
Misc. Expenses (ASSET)		426963.00	426963.00	
Registrar Fees		426963.00	426963.00	
Direct Incomes		125996052.00	129162537.00	3166485.00 Cr
Interest On FDR		125996052.00	129162537.00	3166485.00 Cr

Interest On FDR - Non-Operative A/c		119346740.00	119346740.00	
Interest On FDR - VIDC		6294659.00	6294659.00	
Interest on Fixed Deposit - Div/Circle		354653.00	3521138.00	3166485.00 Cr
Direct Expenses		573841486.00	557130693.00	16710793.00 Dr
Bond Servicing Expenses W/off		426963.00		426963.00 Dr
Direction & Administration Expenses		571871611.00	537866977.00	34004634.00 Dr
Auditor's Remuneration		646070.00		646070.00 Dr
Professional Fees		559385.00		559385.00 Dr
Salary Grants Trfd to Project & Development A/c			518826000.00	518826000.00 Cr
Salary		511834264.00	18040462.00	493793802.00 Dr
Grade Pay		4990886.00		4990886.00 Dr
Dearness Allowance		225076110.00	691197.00	224384913.00 Dr
Dearness Pay		723610.00		723610.00 Dr
Medical Expenses		2251841.00		2251841.00 Dr
Other Allowance		44490995.00	65410.00	44425585.00 Dr
Salary		234300822.00	17283855.00	217016967.00 Dr
Payment for Professional Services		27925.00		27925.00 Dr
Vehicles (Fuels & Repairs)		14962062.00	193434.00	14768628.00 Dr
Advertisement, Sales & Publicity		939247.00		939247.00 Dr
Bonus		178454.00		178454.00 Dr
Computer Consumables		504583.00		504583.00 Dr
Rent Rates & Taxes		415585.00		415585.00 Dr
Travelling Expenses		16376585.00	141812.00	16234773.00 Dr
Bank Charges & Commission		15147.00		15147.00 Dr
Office Expenses		25412304.00	665269.00	24747035.00 Dr
Revenue Receipts		1542912.00	19263716.00	17720804.00 Cr
Interest On Income Tax Refund			24912.00	24912.00 Cr
Rest House Rent			22074.00	22074.00 Cr
Sale Of Water For Domestic Purpose		1168789.00	1168789.00	
Sale Of Water For Other Purpose			95625.00	95625.00 Cr
Sale of Water in Irrigation		364509.00	364509.00	
Hire Charges of M & E			2139671.00	2139671.00 Cr
House Rent Recovery			1184689.00	1184689.00 Cr
Penalty/ Interest From Contractor			5358000.00	5358000.00 Cr
Sale of Fishing Rights			855965.00	855965.00 Cr
Sale of Tender Forms			1881564.00	1881564.00 Cr
Other/ Miscellaneous Receipts		9614.00	6167918.00	6158304.00 Cr
Profit & Loss A/c		517378573.00	530922881.00	13544308.00 Cr
Grand Total		43065637834.00	43065637834.00	

Notes & policies on Accounting System

Tapi Irrigation Development Corporation was established as per Tapi Irrigation Development Corporation Ordinance- 1997 (As per Government of Maharashtra Ordinance No. 18, dt.04 December-1997) and accordingly the Head Office of Tapi Irrigation Development Corporation was started its functioning from dt. 01 January-1998 at Jalgaon Head Quarter.

The Tapi Irrigation Development Corporation Act No. IV, dt. 06 January-1998 subsequently replaced in lieu of the above Ordinance.

It was agreed in the IInd meeting of the Governors Council dt. 10 March-1998 that the accounting procedure of the Corporation will be as per the Accounting procedure of Maharashtra Krushna Valley Development Corporation, Pune & accordingly the same procedure has been adopted & account books & other books has been accepted by this Corporation and also the changes in the account books has been made by the Executive Director in Consultation with the Chief Accounts & Finance Officer.

Tapi Irrigation Development Corporation as per act No. IV, dt. 06 January-1998, Code 68(2) will execute all his activities on the lines of Laws & procedure of the Irrigation Department till finalisation of the rules & regulation by Government of Maharashtra for the Corporation.

Corporation is having double entry accounting system. However, for other purposes i.e. Invitation of Tenders, powers of the Officers, Measurements books & Registration etc. the rules as per M.P.W. account code & its revised rules are being followed by the Corporation.

Two accounts has been opened by the Corporation in Bank of Maharashtra, Jalgaon for smooth financial working of the Corporation, such as Operative account & Non-Operative account.

Capital Contribution from Government of Maharashtra is being deposited in Operative account & Revenue of the Corporation, Security Deposits of the Contractors as well as Interest on Short Terms deposits are being deposited in Non-Operative account of the Corporation for payment of Principal & Interest for the Bondholders, funds are received from Government & through AXIS Bank Ltd. paid to the Bondholders. The Interest is being paid to the Bondholders by Government of Maharashtra on account of Interest payment of the Bondholders.

Operative account & Non-Operative account has been opened in Bank of Maharashtra by the Circles & Divisions which are under the Control of this Corporation at the respective Head Quarters.

The funds required by the Circles & Divisions are being distributed from the Operative account of the Corporation by way of transfer of funds in the respective Operative accounts of the Circles. Necessary authorisation for utilisation of funds has been given by the Corporation to the Circles & Divisions; and they are authorised to utilise the funds from their Operative account.

The amounts collected by way of revenue, Deposits of Contractors are being remitted in Non-Operative account by the Circles & Divisions and the amount so remitted, is being transferred in Non-Operative account of the Corporation. Necessary instructions have been issued to the Bank.

Circles & Divisions have no authority for utilisation of funds from Non-Operative account.



TAPI IRRIGATION DEVELOPMENT CORPORATION

SINCHAN BHAVAN, AKASHVANI CHOWK, JALGAON - 425 001.

ANNUAL ACCOUNTS FOR THE FINANCIAL YEAR 2014 - 2015

INTERNAL AUDITORS

**CHOKHRA & GANDHI
CHARTERED ACCOUNTANTS**

26, MADHU VRUNDAVAN CHS LTD.
OFF DYANESHWAR PADUKA CHOWK,
SHIVAJI NAGAR, PUNE - 411 005

TEL : 020 - 25511398

EMAIL : chokhragandhica@gmail.com





CHOKHRA & GANDHI

CHARTERED ACCOUNTANTS

Mumbai Office: A/1, Sai Prasad Apartment, Teli Galli Cross Lane, Andheri (East), Mumbai - 400 069.
Tel.: 022 - 26840381 / 26833066, Fax: 022 - 2683 3066 E-mail: chokhragandhica@gmail.com

Pune Office: Flat No 26, 1194 / 1+2, Madhu Vrindavan CHS, Dnyaneshwar Paduka Chowk, Opp. IDBI Bank, Shivaji Nagar,
Pune - 411 005. Tel.: 020 - 25511398 E-mail: chokhragandhi@yahoo.co.in

Independent Auditors' Report

To the Members of
TAPI IRRIGATION DEVELOPMENT CORPORATION,

Report on the Financial Statements

We have audited the accompanying financial statements of **TAPI IRRIGATION DEVELOPMENT CORPORATION** ('the Corporation') which comprise the Balance Sheet as at 31 March 2015, the Statement of Project and Development Account for the year ended on that date and summary of significant accounting policies and other explanatory information, which we have signed under reference to this report.

Management's Responsibility for the Financial Statements

The Corporation's Management is responsible for the preparation of these financial statements stated as per the TIDC Act, 1998 that give a true and fair view of the financial position & financial performance of the corporation in accordance with the Accounting Standards. This responsibility includes the design, implementation and maintenance of internal control relevant to the preparation and presentation of the financial statements that give a true and fair view and are free from material misstatement, whether due to fraud or error.

Auditors' Responsibility

1. Our responsibility is to express an opinion on these financial statements based on our audit. We have taken into account the provisions of the Act, the accounting and auditing standards and matters which are required to be included in the audit report under the provisions of the Act and rules made thereunder.





We conducted our audit in accordance with the Standards on Auditing specified under the Act. Those standards require that we comply with ethical requirements and plan and perform the audit to obtain reasonable assurance about whether the financial statements are free from material misstatement.

An audit involves performing procedures to obtain audit evidence about the amounts and disclosures in the financial statements. The procedures selected depend on the auditor's judgment, including the assessment of the risks of material misstatement of the financial statements, whether due to fraud or error. In making those risk assessments, the auditor considers internal control relevant to the Corporation's preparation and fair presentation of the financial statements in order to design audit procedures that are appropriate in the circumstances, but not for the purpose of expressing an opinion on whether the company has in place an adequate internal financial control system over financial reporting and operating effectiveness of such control. An audit also includes evaluating the appropriateness of accounting policies used and the reasonableness of the accounting estimates made by management, as well as evaluating the overall presentation of the financial statements.

We believe that the audit evidence we have obtained is sufficient and appropriate to provide a basis for our audit opinion.

Opinion

In our opinion and to the best of our information and according to the explanations given to us, the aforesaid financial statements give the information required by the Act in the manner so required and give a true and fair view in conformity with the accounting principles generally accepted in India:

- a) In the case of the Balance Sheet, of the state of affairs of the Corporation as at 31st March 2015;
- b) In the case of the Project & Development Account, of the value of work carried out for the year ended on that date;

Report on Other Legal and Regulatory Requirements

1. As required by section 143(3) of the Act, we report that:
 - a) we have obtained all the information and explanations which to the best of our knowledge and belief were necessary for the purpose of our audit;
 - b) in our opinion proper books of account as required by law have been kept by the Corporation so far as appears from our examination of those books;





- c) the Balance Sheet and Project & Development Account dealt with by this report are in agreement with the books of account;
- d) in our opinion, the Balance Sheet, Project & Development Account comply with the Accounting Standards referred to in sub- section (3C) of section 133 of the Act, read with Rule 7 of the Companies(Accounts)Rule, 2014.

For **CHOKHRA & GANDHI**

Chartered Accountants

FRN : 101866 W

CA. RAJESH GANDHI

Partner

Membership No. 031383



Place : Jalgoan

Date : 23/09/2015



CHOKHRA & GANDHI

CHARTERED ACCOUNTANTS

Mumbai Office: A/1, Sai Prasad Apartment, Teli Galli Cross Lane, Andheri (East), Mumbai – 400 069
Tel: 022 - 26833066/ 26840381, E-mail: chokhragandhica@rediffmail.com

Pune Office: Flat No 26, 1194/1+2, Madhu Vrindavan Co-op Hsg Soc, Dnyaneshwar Paduka Chowk,
Opp IDBI Bank, Shivaji Nagar, Pune – 411 005, Tel: 020 - 25511005

Annexure referred to in Paragraph (a) of our report of even date on the accounts for the year ended 31st March 2015 of Tapi Irrigation Development Corporation, Jalgaon.

1. The Government of Maharashtra, Irrigation Department has transferred net assets worth ` 2046.73 crores on 01/01/1998 in favour of the TIDC by an Act dated 06/01/1998. The said value of Assets is to be corroborated with the certification by the respective divisions of the Corporation, which maintain accounts certified by Account General (AG).

The process of reconciling individual Division's and Circle's assets & liabilities is in progress.

Some of the division/ circle offices were re-transferred to Government of Maharashtra in earlier years. Their balances to be retransferred to Government of Maharashtra after due verification.

2. 'Remittance in Transit' is under reconciliation and corresponding debit and credits will be given to respective account on completion of the same reconciliation.
3. Stocks, Stores & Spares are valued by the corporation and are certified by the respective Executive Engineers. These stocks are subject to physical verification and correct valuation based on the present state of the said material. Stock account is under reconciliation and the net effect of the consumption will be given in the respective division accounts on the completion of such reconciliation.
4. The Establishment & Work cash balance are on the basis of certification of the same by respective Executive Engineers/ Unit Head as mentioned and remarked in our annual internal audit reports for each division/ circle offices.





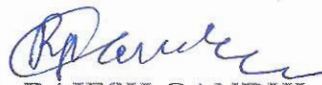
5. The bank accounts for Operation, Collection, AIBP, LI Scheme-Kurha Vadokha and VTPSUY of the Head office for making of payment and transfers are made with the help of Letters of Credit & transfer of funds from Personal Ledger Account (PLA) by treasury Cheques.
6. The funds are transferred from Head Office to Circle offices and thereafter to division offices. However, their reconciliation is yet to be done. Balance as on 31st March 2015 for 'LOC in Transit' of (` 18,86,49,457/-).
7. The Corporation is following double entry system of Accounting & has also continued maintenance of monthly accounts system in various forms prevailing in the erstwhile Irrigation Department. While certifying the Accounts we have relied upon information from both the systems.
8. Balances of Creditors, Grants, Inter Division Balances, Stock Account balances, Deposits are subject to reconciliation/ confirmations.
9. Depreciation is not charged on various assets and assets stands to be overstated to that extent and deficit understated.
10. The Corporation needs to bifurcate the existing balance in 'Project Work in Progress' into the completed dams/ schemes and current work in progress. This will be required for calculation of depreciation on completed dams/ schemes.
11. The Corporation is handling activities of the construction of dam for social activities and not commercial activities and therefore AS-3 for Cash Flow Statements is not applicable.
12. No provision has been made in the Accounts for Income receivable and Expenses payable in view of cash system of accounting being followed.
13. The head 'Contingent Liability', to the extent of major item like pending WMR etc. is not quantified. Efforts should be made to quantify this head.





14. There is scope for strengthening the internal check and procedures within the working of the Corporation considering the size of the Corporation.
15. The Corporation has repaid for all the bonds secured by a Tripartite mechanism between the Corporation, the bond holders and the trustees. The mortgage security given against the same is to be released and in process.
16. In the course of audit we have observed that Corporation has kept most of its short term deposits from collection account with SICOM Ltd for an amount of ` 113.10 crores as on 31st March 2015. Corporation may think of diversifying its portfolio of deposits amount more number of banks and other eligible institutions instead of depositing with almost single entity as a matter of prudence. Year end certificate of deposits are yet to be received.

For **CHOKHRA & GANDHI**
Chartered Accountants
FRN: 101866W


CA. RAJESH GANDHI
Partner
M. No. 31383

Place: Jalgaon
Date: 23/09/2015

TAPI IRRIGATION DEVELOPMENT CORPORATION, JALGAON

BALANCE SHEET AS ON 31ST MARCH 2015

		(Amount in `)					
AS ON 31/03/2014	LIABILITIES	SCH. No.	AS ON 31/03/2015	AS ON 31/03/2014	ASSETS	SCH. No.	AS ON 31/03/2015
83,51,33,76,834	Capital Contribution by GOM	I	87,98,88,81,767	80,37,59,72,142	Fixed Assets	III	84,43,30,75,833
2,37,92,02,096	Current Liabilities & Provisions	II	2,39,77,56,797	5,51,66,06,788	Current Assets, Loans & Advances	IV	5,95,35,62,731
85,89,25,78,930	TOTAL		90,38,66,38,564	85,89,25,78,930	Miscellaneous Expenditure (to the extent not written off)	V	-
					TOTAL		90,38,66,38,564

Notes to Accounts & Significant Accounting Policies Schedule - VIII

For CHOKHRA & GANDHI
Chartered Accountants



Partner
CA. Rajesh Gandhi
Partner
M.No.31383
FRN: 101866W

For TAPI IRRIGATION DEVELOPMENT CORPORATION, JALGAON

me
Executive Director

Atyambh
Chief Accounts & Financial Officer

Place: Jalgaon
Date: 23/09/2015

TAPI IRRIGATION DEVELOPMENT CORPORATION, JALGAON

PROJECT DEVELOPMENT ACCOUNT FOR THE YEAR ENDED 31ST MARCH 2015

							(Amount in `)
YEAR 2013-14	EXPENDITURE	SCH. No.	YEAR 2014-15	YEAR 2013-14	INCOME	SCH. No.	YEAR 2014-15
4,55,09,319	Direction & Administration Expenses	VI	1,62,83,830	8,62,707	SDR Interest	VII	31,66,485
3,02,149	Bond Servicing Expenses Written off	V	4,26,963	4,49,48,761	Net Deficit (Loss) for the year transferred to Project works		1,35,44,308
4,58,11,468	TOTAL		1,67,10,793	4,58,11,468	TOTAL		1,67,10,793

Notes to Accounts & Significant Accounting Policies Schedule - VIII

For CHOKHRA & GANDHI
Chartered Accountants

Rajesh Gandhi

CA. Rajesh Gandhi
Partner
M. No. 31383
FRN: 101866W



For TAPI IRRIGATION DEVELOPMENT CORPORATION, JALGAON

me

Executive Director

Atyambh

Chief Accounts & Financial Officer

Place: Jalgaon
Date: 23/09/2015

PARTICULARS	AS AT 31.3.2015 AMT (₹)	AS AT 31.3.2014 AMT (₹)
SCHEDULE - I : - CAPITAL CONTRIBUTION FROM GOM		
Opening Balance	38,41,57,40,352	34,78,06,36,189
Add : Capital contribution during the year	3,09,86,51,740	3,63,51,04,163
Less: Trfd to Adivasi Grant (FY 12-13)	(29,16,12,500)	-
Add : Grants of SLAO	14,70,00,000	-
	41,36,97,79,592	38,41,57,40,352
1) Grant For Salary Payment	60,13,40,000	59,20,87,000
Less: - Trf. To Direction & Administration Expenses	(51,88,26,000)	(50,36,02,000)
Less: - Trf. To Project Work in Progress	(8,25,14,000)	(8,84,85,000)
GRANTS		
For Adivasi Grant	5,19,73,96,933	4,90,57,84,433
For Water Utilisation Institutes	2,62,000	2,62,000
For Redemption of Bonds	12,99,84,00,000	12,99,84,00,000
For A. I. B. P.	11,61,33,66,059	10,66,42,36,059
For MPVC Contribution	20,51,11,100	20,51,11,100
For Drought Relief work	14,58,00,000	14,58,00,000
Grant - Khandesh Package	4,37,58,87,287	4,37,58,87,287
For SLAO	-	14,70,00,000
From HUDCO	1,00,00,00,000	1,00,00,00,000
From NABARD	1,37,41,85,467	1,37,41,85,467
From Narmada Development Division	10,56,79,000	9,03,28,000
From LIC	33,96,00,000	33,96,00,000
From VIDC for LI project	4,73,43,25,597	4,32,19,53,404
For VTPUSY	98,67,12,732	98,67,12,732
For Govt. Guarantee Fees	3,54,23,76,000	3,54,23,76,000
TOTAL	87,98,88,81,767	83,51,33,76,834



PARTICULARS	AS AT 31.3.2015 AMT (')	AS AT 31.3.2014 AMT (')
SCHEDULE - II : - CURRENT LIABILITIES AND PROVISIONS		
Public Works Deposits	1,13,38,62,381	1,13,48,84,694
Adjustment A/c. Suspense Between TIDC & GOM - Establishment	4,468	4,468
Adj. A/c. between Division & AG Nagpur (WMR)	37,50,21,396	37,50,21,396
Adj. A/c. of Receipts & Recoveries for GOM - CSSA (OLD)	8,01,83,733	8,71,40,416
Water Collection Payable	71,11,08,494	70,95,75,196
Material Purchase Suspense A/c.	16,52,13,720	16,53,09,743
Collection A/c. Suspense (Pending Trf.)	(4,29,00,698)	(6,32,18,122)
Establishment A/c. Suspense	(1,05,86,597)	(97,98,283)
Operation A/c. Suspense (Pending trf.)	(6,54,66,286)	(7,12,36,098)
Remittance in Transit	4,02,39,071	4,04,41,571
Bond Series Payable	1,10,77,115	1,10,77,115
TOTAL	2,39,77,56,797	2,37,92,02,096

PARTICULARS	AS AT 31.3.2015 AMT (')	AS AT 31.3.2014 AMT (')
SCHEDULE - III : - FIXED ASSETS		
Total Assets of Tapi Irrigation Development Corp.	20,46,73,00,000	20,46,73,00,000
Add: - Project Work in Progress		
Capital Expenditure on Projects		
Major Irrigation Projects	20,50,29,27,257	18,91,12,47,777
Medium Irrigation Projects	28,07,07,44,683	26,42,04,56,604
Minor Irrigation Projects	9,82,06,75,550	9,04,20,33,873
Drainage Scheme Contribution	2,63,000	2,63,000
Add: - Maint. & Admn. Exp. On Proj. Works		
Major Irrigation Projects	44,97,23,735	43,43,11,085
Medium Irrigation Projects	61,32,53,400	61,32,53,400
Minor Irrigation Projects	17,19,44,115	17,19,44,115
Command Area Development Authority	1,78,25,228	1,78,25,228
Residential Building	7,04,51,386	6,41,66,904
Non - Residential Building	1,56,62,187	1,56,62,187
Machinery & Equipments	8,10,25,062	7,97,47,488
Inspection - Motor Vehicle incl Fuels, etc.	23,46,81,436	23,46,81,436
Plant & Machinery	1,45,85,166	1,45,85,166
Tools & Plants	30,50,552	30,50,552
Vehicles	79,72,327	79,72,327
Office Equipment & Computer Peripherals	22,54,837	22,11,037
Net Deficit Loss)/ Surplus (excess) for the Year from P & L A/c.		
Pending Allocation to Project Work	4,17,76,28,330	4,20,86,79,569
Net Deficit (Loss)/ Surplus (excess) During the Year	1,35,44,308	4,49,48,761
Grants Towards Salary		
Previous Years	(8,84,85,000)	(7,60,00,000)
Current Year	-	(8,84,85,000)
Less: - Net Stock Balance with Divisions	(21,39,51,724)	(21,38,83,366)
TOTAL	84,43,30,75,833	80,37,59,72,142



PARTICULARS	AS AT 31.3.2015 AMT (₹)	AS AT 31.3.2014 AMT (₹)
SCHEDULE - IV : - CURRENT ASSETS, LOANS & ADVANCES		
(a) CURRENT ASSETS		
<u>Cash & Bank Balance</u>		
1) <u>Cash Balance</u>		
Cash and Cheques in Hand	6,60,64,345	4,68,69,808
Works Cash Balance	3,63,965	3,63,965
2) <u>Bank Balance</u>		
Operation Account	95,77,23,180	44,30,53,082
Collection Account	7,34,81,793	9,85,92,764
AIBP Account	3,48,32,345	18,04,39,145
VIDC Account	9,82,14,935	2,09,42,935
VTPUSY Account	33,51,069	33,51,069
Personal Ledger Account	2,53,58,46,300	2,34,43,58,300
Bond Series Accounts	1,11,56,140	1,11,56,140
3) <u>Short Term Deposits from</u>		
Operation Account	5,37,87,592	5,66,33,312
Collection Account	1,13,12,70,000	1,20,12,70,000
VIDC Account	6,84,53,630	5,00,00,000
Bond Series	20,45,424	20,45,424
Other Investments	10,11,20,084	10,11,20,084
TOTAL CURRENT ASSETS (a)	5,13,77,10,801	4,56,01,96,026
(b) LOANS & ADVANCES		
Miscellaneous Public Works Advances	81,16,01,875	80,75,54,317
Cash Settlement Suspense Account	10,75,33,682	9,84,34,217
Imprest Cash Outstanding with Sub - Division	4,13,97,032	3,84,79,613
LOC in Transit	(18,86,49,457)	(3,15,69,672)
Tax Deducted at Source	1,30,16,965	1,24,32,803
Advance Taxes	2,60,49,104	2,61,76,755
<u>Receivable From GOM</u>		
1) Against Establishment Payments	24,443	24,443
2) Against Works Payments	48,78,286	48,78,286
TOTAL LOANS & ADVANCES (b)	81,58,51,930	95,64,10,762
TOTAL CURRENT ASSETS, LOANS & ADVANCES (a+b)	5,95,35,62,731	5,51,66,06,788

PARTICULARS	AS AT 31.3.2015 AMT (₹)	AS AT 31.3.2014 AMT (₹)
SCHEDULE - V : - MISCELLANEOUS EXPENDITURE		
BOND SERVICING EXPENSES		
Registrars Fees	4,26,963	3,02,149
TOTAL	4,26,963	3,02,149
Less: - Written Off During the year	4,26,963	3,02,149
Net Balance	-	-



PARTICULARS	YEAR ENDED 31.03.2015 AMT (')	YEAR ENDED 31.03.2014 AMT (')
SCHEDULE-VI: DIRECTION AND ADMINISTRATION EXPENSES		
a) Salary	49,39,72,256	50,24,39,709
Travelling Expenses	1,62,34,773	1,33,61,295
Office Expenses	2,47,47,035	3,10,11,028
Payment for Professional Services	5,87,310	14,17,294
A G, Nagpur Auditors' Remuneration	-	9,17,430
Internal Auditors' Remuneration	6,46,070	5,39,328
Training Fees/ Contribution	-	2,40,000
Vehicle Including Fuel & Repairs	1,47,68,628	-
Rent Rates & Taxes	4,15,585	4,63,787
Advertisement, Sales & Publicity Expenses	9,39,247	6,41,200
Computer Consumables	5,04,583	5,36,240
Bank Charges/Commission	15,147	16,098
	55,28,30,634	55,15,83,409
Less:		
Salary Grants Received From GOM	(51,88,26,000)	(50,36,02,000)
TOTAL (a)	3,40,04,634	4,79,81,409
b) Less : REVENUE RECEIPTS		
Sale of Tender Form	18,81,564	19,61,952
Hire charges of M. & E.	21,39,671	9,59,830
House Rent Recovery	12,06,763	51,31,342
Sale of Fishing Rights	8,55,965	4,60,243
Other Receipts	62,53,929	(76,91,733)
Interest on Advance to Contractor	-	5,76,575
Interest on Income Tax Refund	24,912	10,73,881
Penalty from Contractor	53,58,000	-
TOTAL (b)	1,77,20,804	24,72,090
NET DIRECTION AND ADMINISTRATION EXPENSES PROJECT & DEVELOPMENT ACCOUNT (a - b)	1,62,83,830	4,55,09,319

PARTICULARS	YEAR ENDED 31.03.2015 AMT (')	YEAR ENDED 31.03.2014 AMT (')
SCHEDULE - VII : INTEREST RECEIVED FROM		
1) Short Term Deposits	31,66,485	8,62,707
TOTAL	31,66,485	8,62,707



TAPI IRRIGATION DEVELOPMENT CORPORATION, JALGAON

SCHEDULE – IX

NOTES TO ACCOUNTS

SUMMARY OF SIGNIFICANT ACCOUNTING POLICIES

GENERAL:

1. The Accounts have been drawn up under the Historical Cost Convention Method. The value of fixed assets includes assets taken over by the Corporation from east while Irrigation Dept., Govt., of Maharashtra with effect from 01/01/1998 and then certified by the officials of the Corporation.
2. The Corporation has generally followed CASH System of Accounting.

FIXED ASSETS:

Assets purchased during the year are valued at Cost including the incidental expenses and installation expenses.

DEPRECIATION:

Corporation has not charged Depreciation on Fixed Assets, neither obtain Comptroller & Auditor General of India for rates to be charged.

INVENTORY:

Valuation of Stock has been taken at values stated by the Management being division and circle offices.

RETIREMENT BENEFITS:

Any liability for payment of retirement benefits to the employees of the Corporation is Liability of the Govt. of Maharashtra as the employees of the Corporation are on deputation from the Government without deputation allowances and therefore no provision has been made under AS-15 for retirement benefits.



RELATED PARTY DISCLOSURE:

The Corporation being State Govt. of Maharashtra Undertaking Related Party Disclosure is not Applicable.

RECEIPTS OF GRANTS FROM GOVERNMENT OF MAHARASHTRA AND OTHERS

The Corporation has received total of Rs 495.2126 crores during the year under various heads from Government of Maharashtra and Others. Details of the said grants as below:

Sr. No	Particulars	Rupees in Crores
1	Salary	60.134
2	Capital Contribution - Minor	36.2728
3	Capital Contribution – Mejoor & Medium	239.8857
4	Capital Contribution – Repairs, Renovation & Restablishment	0.75
5	Capital Contribution – Expansion & Development	19.5221
6	Capital Contribution – Flood Control	1.4999
7	Narmada Division, Nandurbar	1.5351
8	A.I.B.P.	94.913
9	V.I.D.C. (Irrigation Scheme)	40.70
Total		495.2126

BALANCES IN BANK ACCOUNT FOR REPAYMENT OF BONDS AND PAYMENT OF INTEREST

The Corporation has followed the practice in earlier year of issuing cheques for payment of interest and towards repayment of bonds on due dates from separate designated accounts opened for the purpose.

The balances in these accounts and against of which liabilities for outstanding of bonds and interest on bonds are reflected in the accounts to the extent information available. Also Income from such bank balances by way of interest was recorded as and when received.

INCOME TAX APPELLATE DECISIONS FOR PENDING APPEALS

During the year Income Tax Appeal authorities have decided the corporation's appeal in favour of TIDC, as per which Income Tax Department has accepted the stand of the corporation that interest income from short term deposits should be treated as project receipts and should be allowed to be set off against the interest paid on the bonds as per the appellate decisions the last being dated 29th August 2013 by Commissioner of Income Tax (Appeal), Nashik – II.



During the year interest income earned on deposits of unutilised funds from various grants kept in bank fixed deposits has been added to the respective grants as interest owned/ owed to said grants and following the view expressed by Accountant General (Audit)-II, Nagpur – 440001, Maharashtra. Interest added during the year of Rs 1193.4674 lacs has been credited to the 'Capital Contributions' and Rs 62.94659 lacs has been added to the 'VIDC Grants'.

SALARY GRANTS ON CRT FOR PROJECTS

During the year grants received for making of payment towards salary of CRT employees and as issued from the corporation against the specified project, the same has been credited to the project works.

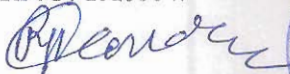
PREVIOUS YEAR FIGURES

Previous year figures are regrouped, rearranged and reclassified wherever necessary.

FOR CHOKHRA & GANDHI

Chartered Accountants

FRNO. 101866W



CA. RAJESH GANDHI

Partner

M. No. 31383



FOR TAPI IRRIGATION DEVELOPMENT CORPORATION


Executive Director
*Chief Accounts &
Finance Officer*

Place: Jalgaon

Date: 23 / 09/2015

	ACCOUNTS ARE MAINTAINED CIRCLE/DIVISION WISE AND COMPILED AT HEAD OFFICE ON COMPUTER SYSTEM.	SINCHAN BHAVAN, NEAR AAKASHWANI, JALGAON		JALGAON	MAHARASHTRA	425001		
11	c List of books of account and nature of relevant documents examined. Same as 11(b) above							
	Books Examined							
	CASH BOOK							
	BANK BOOK							
	LEDGER							
	STOCK REGISTER							
	BOOKS OF VARIOUS OTHER BOOKS & ABSTRACTS AS GIVEN IN MAHARASHTRA PUBLIC WORKS CODE & MANUALS.							
	ACCOUNTS ARE MAINTAINED CIRCLE/DIVISION WISE AND COMPILED AT HEAD OFFICE ON COMPUTER SYSTEM.							
12	Whether the profit and loss account includes any profits and gains assessable on presumptive basis, if yes, indicate the amount and the relevant section (44AD, 44AE, 44AF, 44B, 44BB, 44BBA, 44BBB, Chapter XII-G, First Schedule or any other relevant section).					No		
	Section					Amount		
	Nil							
13	a	Method of accounting employed in the previous year				Cash system		
13	b	Whether there has been any change in the method of accounting employed vis-a-vis the method employed in the immediately preceding previous year.				No		
13	c	If answer to (b) above is in the affirmative, give details of such change, and the effect thereof on the profit or loss.						
		Particulars		Increase in profit(Rs.)	Decrease in profit(Rs.)			
13	d	Details of deviation, if any, in the method of accounting employed in the previous year from the accounting standards prescribed under section 145 and the effect thereof on the profit or loss.				No		
		Particulars		Increase in profit(Rs.)	Decrease in profit(Rs.)			
14	a	Method of valuation of closing stock employed in the previous year.			Valn of Inventory has been taken @ value certifies b mngmt @ cost without provn for losses in value.			
14	b	In case of deviation from the method of valuation prescribed under section 145A, and the effect thereof on the profit or loss, please furnish:				No		
		Particulars		Increase in profit(Rs.)	Decrease in profit(Rs.)			
15	Give the following particulars of the capital asset converted into stock-in-trade							
	(a) Description of capital asset	(b) Date of acquisition	(c) Cost of acquisition	(d) Amount at which the asset is converted into stock-in trade				
	Nil							
16	Amounts not credited to the profit and loss account, being:-							
16	a	The items falling within the scope of section 28						
		Description				Amount		
		Nil						
16	b	The proforma credits, drawbacks, refund of duty of customs or excise or service tax, or refund of sales tax or value added tax, where such credits, drawbacks or refund are admitted as due by the authorities concerned						
		Description				Amount		
16	c	Escalation claims accepted during the previous year						
		Description				Amount		
		Nil						
16	d	Any other item of income						
		Description				Amount		
		Nil						
16	e	Capital receipt, if any						
		Description				Amount		
		Nil						
17	Where any land or building or both is transferred during the previous year for a consideration less than value adopted or assessed or assessable by any authority of a State Government referred to in section 43CA or 50C, please furnish:							
	Details of property	Address Line 1	Address Line 2	City/Town	State	Pincode	Consideration received or accrued	Value adopted or assessed or assessable



FORM NO. 3CA
[See rule 6G(1)(a)]

Audit report under section 44AB of the Income-tax Act, 1961 in a case where the accounts of the business or profession of a person have been audited under any other law

1. We report that the statutory audit of TAPI IRRIGATION DEVELOPMENT CORPORATION SINCHAN BHAVAN, NEAR AAKASHWANI, JALGAON, JALGAON, MAHARASHTRA, 425001 AACCT7606E was conducted by Us CHOKHRA & G ANDHI in pursuance of the provisions of the INCOME TAX Act, and We annex here to a copy of Our audit report dated 2015-09-28 along with a copy each of


- (a) the audited Profit and loss account for the period beginning from 2014-04-01 to ending on 2015-03-31
- (b) the audited balance sheet as at, 2015-03-31; and
- (c) documents declared by the said act to be part of, or annexed to, the Profit and loss account and balance sheet.

2. The statement of particulars required to be furnished under section 44AB is annexed herewith in Form No. 3CD.

3. In Our opinion and to the best of Our information and according to examination of books of account including other relevant documents and explanations given to Us the particulars given in the said Form No. 3CD and the Annexure thereto are true and correct subject to the following observations/qualifications, if any.

Where any of the requirement in the Form is answered in the Negative or with qualification, give reasons therefor

Sl No	Qualification Type	Observations/Qualifications
	Place <u>JALGAON</u> Date <u>28/09/2015</u>	Name <u>RAJESH GANDHI</u> Membership Number <u>031383</u> FRN (Firm Registration Number) <u>101866W</u> Address <u>A/1, SAI PRASAD APTS., TELLI GALLI CROSS LANE, ANDHERI EAST, MUM BAI- 400069, JALGAON, MAHARASHTRA, 425001</u>



FORM NO. 3CD

[See rule 6G(2)]

Statement of particulars required to be furnished under section 44AB of the Income-tax Act, 1961

1	Name of the assessee		TAPI IRRIGATION DEVELOPMENT CORPORATION			
2	Address		SINCHAN BHAVAN, NEAR AAKASHWANI, JALGAON, , JALGAON, MAHARASHTRA, 425001			
3	Permanent Account Number (PAN)		AACCT7606E			
4	Whether the assessee is liable to pay indirect tax like excise duty, service tax, sales tax, customs duty, etc. if yes, please furnish the registration number or any other identification number allotted for the same		No			
	Sl No.	Type	Registration Number			
5	Status		Company			
6	Previous year from		2014-04-01 to 2015-03-31			
7	Assessment Year		2015-16			
8	Indicate the relevant clause of section 44AB under which the audit has been conducted					
	Sl No.	Relevant clause of section 44AB under which the audit has been conducted				
	1	Clause 44AB(a)-Total sales/turnover/gross receipts in business exceeding Rs. 1 crore				
9 a	If firm or Association of Persons, indicate names of partners/members and their profit sharing ratios. In case of AOP, whether shares of members are indeterminate or unknown ?					
	Name			Profit Sharing Ratio (%)		
	Nil					
9 b	If there is any change in the partners or members or in their profit sharing ratio since the last date of the preceding year, the particulars of such change.					
	Date of change	Name of Partner/Member	Type of change	Old profit sharing ratio	New profit Sharing Ratio	Remarks
10 a	Nature of business or profession (if more than one business or profession is carried on during the previous year, nature of every business or profession).					
	Sector		Sub Sector		Code	
	Manufacturing Industry		Others		0124	
10 b	If there is any change in the nature of business or profession, the particulars of such change					
	Business		SubSector		Code	
	Nil					
11 a	Whether books of accounts are prescribed under section 44AA, if yes, list of books so prescribed					
	No					
	Books prescribed					
11 b	List of books of account maintained and the address at which the books of accounts are kept. (In case books of account are maintained in a computer system, mention the books of account generated by such computer system. If the books of accounts are not kept at one location, please furnish the addresses of locations along with the details of books of accounts maintained at each location.) Same as 11(a) above					
	Books maintained	Address Line 1	Address Line 2	City or Town or District	State	PinCode
	CASH BOOK	SINCHAN BHAVAN, NEAR AAKASHWANI, JALGAON		JALGAON	MAHARASHTRA	425001
	BANK BOOK	SINCHAN BHAVAN, NEAR AAKASHWANI, JALGAON		JALGAON	MAHARASHTRA	425001
	LEDGER	SINCHAN BHAVAN, NEAR AAKASHWANI, JALGAON		JALGAON	MAHARASHTRA	425001
	STOCK REGISTER	SINCHAN BHAVAN, NEAR AAKASHWANI, JALGAON		JALGAON	MAHARASHTRA	425001
	BOOKS OF VARIOUS OTHER BOOKS & ABSTRACTS AS GIVEN IN MAHARASHTRA PUBLIC WORKS CODE & MANUALS.	SINCHAN BHAVAN, NEAR AAKASHWANI, JALGAON		JALGAON	MAHARASHTRA	425001

18	Particulars of depreciation allowable as per the Income-tax Act, 1961 in respect of each asset or block of assets, as the case may be, in the:-										
	Description of Block of Assets/Class of Assets	Rate of depreciation (In Percent-age)	Opening WDV (A)	Additions				Deductions (C)	Depreciation Allowable (D)	Written Down Value at the end of the year (A+B-C-D)	
				Purchase Value (1)	MOD-VAT (2)	Change in Rate of Exchange (3)	Subsidy Grant (4)				Total Value of Purchases (B) (1+2+3+4)
	Nil										
	* For Addition and Deduction Details refer Addition and Deduction Detail Tables At the End of the Page										
19	Amounts admissible under sections :										
	Section	Amount debited to profit and loss account		Amounts admissible as per the provisions of the Income-tax Act, 1961 and also fulfils the conditions, if any specified under the relevant 14 provisions of Income-tax Act, 1961 or Income-tax Rules, 1962 or any other guidelines, circular, etc., issued in this behalf.							
	Nil										
20	a	Any sum paid to an employee as bonus or commission for services rendered, where such sum was otherwise payable to him as profits or dividend. [Section 36(1)(ii)]									
		Description							Amount		
20	b	Details of contributions received from employees for various funds as referred to in section 36(1)(va):									
		Nature of fund			Sum received from employees	Due date for payment	The actual amount paid	The actual date of payment to the concerned authorities			
	Nil										
21	a	Please furnish the details of amounts debited to the profit and loss account, being in the nature of capital, personal, advertisement expenditure etc									
		Capital expenditure									
		Particulars							Amount in Rs.		
		Personal expenditure									
		Particulars							Amount in Rs.		
		Advertisement expenditure in any souvenir, brochure, tract, pamphlet or the like published by a political party									
		Particulars							Amount in Rs.		
		Expenditure incurred at clubs being entrance fees and subscriptions									
		Particulars							Amount in Rs.		
		Expenditure incurred at clubs being cost for club services and facilities used.									
		Particulars							Amount in Rs.		
		Expenditure by way of penalty or fine for violation of any law for the time being force									
		Particulars							Amount in Rs.		
		Expenditure by way of any other penalty or fine not covered above									
		Particulars							Amount in Rs.		
		Expenditure incurred for any purpose which is an offence or which is prohibited by law									
		Particulars							Amount in Rs.		
(b)	Amounts inadmissible under section 40(a):-										
	(i) as payment to non-resident referred to in sub-clause (i)										
	(A) Details of payment on which tax is not deducted:										
	Date of payment	Amount of payment	Nature of payment	Name of the payee	PAN of the payee, if available	Address Line 1	Address Line 2	City or Town or District	Pincode		
	(B) Details of payment on which tax has been deducted but has not been paid during the previous year or in the subsequent year before the expiry of time prescribed under section 200(1)										
	Date of payment	Amount of payment	Nature of payment	Name of the payee	PAN of the payee, if available	Address Line 1	Address Line 2	City or Town or District	Pincode	Amount of tax deducted	
	(ii) as payment referred to in sub-clause (ia)										
	(A) Details of payment on which tax is not deducted:										
	Date of payment	Amount of payment	Nature of payment	Name of the payee	PAN of the payee, if available	Address Line 1	Address Line 2	City or Town or District	Pincode		
	(B) Details of payment on which tax has been deducted but has not been paid on or before the due date specified in sub-section (1) of section 139.										

	Date of payment	Amount of payment	Nature of payment	Name of the payer	PAN of the payee, if available	Address Line 1	Address Line 2	City or Town or District	Pincode	Amount of tax deducted	Amount out of (VI) deposited, if any
(iii) fringe benefit tax under sub-clause (ic)											
(iv) wealth tax under sub-clause (iia)											
(v) royalty, license fee, service fee etc. under sub-clause (iib).											
(vi) salary payable outside India/to a non resident without TDS etc. under sub-clause (iii).											
	Date of payment	Amount of payment	Name of the payee	PAN of the payee, if available	Address Line 1	Address Line 2	City	Pincode			
(vii) payment to PF /other fund etc. under sub-clause (iv)											
(viii) tax paid by employer for perquisites under sub-clause (v)											
(c) Amounts debited to profit and loss account being, interest, salary, bonus, commission or remuneration inadmissible under section 40(b)/40(ba) and computation thereof;											
	Particulars	Section	Amount debited to P/L A/C	Amount Admissible	Amount Inadmissible	Remarks					
(d) Disallowance/deemed income under section 40A(3):											
(A) On the basis of the examination of books of account and other relevant documents/evidence, whether the expenditure covered under section 40A(3) read with rule 6DD were made by account payee cheque drawn on a bank or account payee bank draft. If not, please furnish the details:											Yes
	Date Of Payment	Nature Of Payment	Amount in Rs	Name of the payee	Permanent Account Number of the payee, if available						
(B) On the basis of the examination of books of account and other relevant documents/evidence, whether the payment referred to in section 40A(3A) read with rule 6DD were made by account payee cheque drawn on a bank or account payee bank draft If not, please furnish the details of amount deemed to be the profits and gains of business or profession under section 40A(3A)											Yes
	Date Of Payment	Nature Of Payment	Amount in Rs	Name of the payee	Permanent Account Number of the payee, if available						
(e) Provision for payment of gratuity not allowable under section 40A(7)											
(f) Any sum paid by the assessee as an employer not allowable under section 40A(9)											
(g) Particulars of any liability of a contingent nature											
	Nature Of Liability					Amount in Rs.					
(h) Amount of deduction inadmissible in terms of section 14A in respect of the expenditure incurred in relation to income which does not form part of the total income											
	Nature Of Liability					Amount in Rs.					
(i) Amount inadmissible under the proviso to section 36(1)(iii)											
22 Amount of interest inadmissible under section 23 of the Micro, Small and Medium Enterprises Development Act, 2006											
23 Particulars of any payment made to persons specified under section 40A(2)(b).											
	Name of Related Person	PAN of Related Person	Relation	Nature of transaction	Payment Made(Amount)						
24 Amounts deemed to be profits and gains under section 32AC or 33AB or 33ABA or 33AC.											
	Section	Description	Amount								
Nil											
25 Any amount of profit chargeable to tax under section 41 and computation thereof.											
	Name of Person	Amount of income	Section	Description of Transaction	Computation if any						
Nil											
26 (i)* In respect of any sum referred to in clause (a), (b), (c), (d), (e) or (f) of section 43B, the liability for which:-											
26 (i)A pre-existed on the first day of the previous year but was not allowed in the assessment of any preceding previous year and was :-											
26 (i)(A)(a) Paid during the previous year											
	Section	Nature of liability	Amount								
Nil											
26 (i)(A)(b) Not paid during the previous year											
	Section	Nature of liability	Amount								
Nil											
26 (i)B was incurred in the previous year and was											
26 (i)(B)(a) Paid on or before the due date for furnishing the return of income of the previous year under section 139(1)											
	Section	Nature of liability	Amount								
Nil											

26	(i)(B)(b)	not paid on or before the aforesaid date											
		Section					Nature of liability					Amount	
		Nil											
		(State whether sales tax, customs duty, excise duty or any other indirect tax, levy, cess, impost, etc., is passed through the profit and loss account.)										No	
27	a	Amount of Central Value Added Tax Credits availed of or utilised during the previous year and its treatment in profit and loss account and treatment of outstanding Central Value Added Tax Credits in accounts										No	
		CENVAT		Amount							Treatment in Profit and Loss/Accounts		
		Opening Balance											
		CENVAT Availed											
		CENVAT Utilized											
		Closing/Outstanding Balance											
27	b	Particulars of income or expenditure of prior period credited or debited to the profit and loss account :-											
		Type		Particulars			Amount			Prior period to which it relates (Year in yyyy-yy format)			
		Nil											
28		Whether during the previous year the assessee has received any property, being share of a company not being a company in which the public are substantially interested, without consideration or for inadequate consideration as referred to in section 56(2)(viiia)											
		Name of the person from which shares received		PAN of the person, if available		Name of the company from which shares received		CIN of the company		No. of Shares Received	Amount of consideration paid	Fair Market value of the shares	
		Nil											
29		Whether during the previous year the assessee received any consideration for issue of shares which exceeds the fair market value of the shares as referred to in section 56(2)(viib). If yes, please furnish the details of the same											
		Name of the person from whom consideration received for issue of shares			PAN of the person, if available			No. of Shares		Amount of consideration received		Fair Market value of the shares	
		Nil											
30		Details of any amount borrowed on hundi or any amount due thereon (including interest on the amount borrowed) repaid, otherwise than through an account payee cheque, (Section 69D)											
		Name of the person from whom amount borrowed or repaid on hundi	PAN of the person, if available	Address Line 1	Address Line 2	City or Town or District	State	Pincode	Amount borrowed	Date of Borrowing	Amount due including interest	Amount repaid	Date of Repayment
		Nil											
31	a	Particulars of each loan or deposit in an amount exceeding the limit specified in section 269SS taken or accepted during the previous year :-											
		Name of the lender or depositor		Address of the lender or depositor			Permanent Account Number (if available with the assessee) of the lender or the depositor	Amount of loan or deposit taken or accepted	Whether the loan or deposit was squared up during the previous year	Maximum amount outstanding in the account at any time during the previous year		Whether the loan or deposit was taken or accepted otherwise than by an account payee bank cheque or account	

										payee bank draft	
	Nil										
(These particulars need not be given in case of a Government Company, a banking company or a corporation established by a Central, State or Provincial Act)											
31	b	Particulars of each repayment of loan or deposit in an amount exceeding the limit specified in section 269T made during the previous year :-									
		Name of the payee	Address of the payee	Permanent Account Number (if available with the assessee) of the payee	Amount of the repayment	Maximum amount outstanding in the account at any time during the previous year	Whether the repayment was made otherwise than by account payee cheque or bank draft				
		Nil									
31	c	Whether the taking or accepting loan or deposit, or repayment of the same were made by account payee cheque drawn on a bank or account payee bank draft based on the examination of books of account and other relevant documents.								Not Applicable	
Note: (The particulars (i) to (iv) at (b) and comment at (c) above need not be given in the case of a repayment of any loan or deposit taken or accepted from Government, Government company, banking company or a corporation established by a Central, State or Provincial Act)											
32	a	Details of brought forward loss or depreciation allowance, in the following manner, to extent available									
		Assessment Year	Nature of loss/allowance	Amount as returned	Amount as assessed	Order U/S and Date	Remarks				
		Nil									
32	b	Whether a change in shareholding of the company has taken place in the previous year due to which the losses incurred prior to the previous year cannot be allowed to be carried forward in terms of section 79.								Not Applicable	
32	c	Whether the assessee has incurred any speculation loss referred to in section 73 during the previous year.								No	
		If yes, please furnish the details below									
32	d	Whether the assessee has incurred any loss referred to in section 73A in respect of any specified business during the previous year								No	
		If yes, please furnish details of the same									
32	e	In case of a company, please state that whether the company is deemed to be carrying on a speculation business as referred in explanation to section 73									
		If yes, please furnish the details of speculation loss if any incurred during the previous year									
33	Section-wise details of deductions, if any admissible under Chapter VIA or Chapter III (Section 10A, Section 10AA)									No	
		Section	Amount								
		Nil									
34	a	Whether the assessee is required to deduct or collect tax as per the provisions of Chapter XVII-B or Chapter XVII-BB, if yes please furnish									Yes
		Tax deduction and collection Account Number (TAN)	Section	Nature of payment	Total amount of payment or receipt of the nature specified in column (3)	Total amount on which tax was required to be deducted or collected out of (4)	Total amount on which tax was deducted or collected at specified rate out of (5)	Amount of tax deducted or collected out of (6)	Total amount on which tax was deducted or collected at less than specified rate out of (7)	Amount of tax deducted or collected on (8)	Amount of tax deducted or collected not deposited to the credit of the Central Government out of (6) and (8)
		NSKE00469A	194J	Fees for professional or technical services	1460998	1460998	1460998	146100	0	146100	0
34	b	Whether the assessee has furnished the statement of tax deducted or tax collected within the prescribed time									No
		If not, please furnish the details:									

Tax deduction and collection Account Number (TAN)	Type of Form	Due date for furnishing	Date of furnishing, if furnished	Whether the statement of tax deducted or collected contains information about all transactions which are required to be reported						
NSKE00448A	26Q	2015-01-15	2015-01-21	Yes						
NSKE00499C	24Q	2015-05-15	2015-05-21	Yes						
NSKE00499C	26Q	2015-05-15	2015-05-21	Yes						
NSKS06472E	24Q	2015-05-15	2015-05-19	Yes						
NSKE00412G	24Q	2014-07-15	2014-07-31	Yes						
NSKE00412G	26Q	2014-07-15	2014-08-09	Yes						
NSKE00412G	24Q	2014-10-15	2014-10-31	Yes						
NSKE00412G	26Q	2014-10-15	2015-02-27	Yes						
NSKE00412G	24Q	2015-01-15	2015-01-28	Yes						
NSKE00412G	26Q	2015-01-15	2015-02-27	Yes						
NSKM02241B	26Q	2014-07-15	2014-11-07	Yes						
NSKM02241B	26Q	2014-10-15	2014-11-24	Yes						
NSKM02241B	26Q	2015-01-15	2015-06-18	Yes						
NSKM02241B	26Q	2015-05-15	2015-06-18	Yes						
NSKE00438E	24Q	2014-07-15	2014-08-01	Yes						
NSKE00438E	26Q	2014-07-15	2015-02-27	Yes						
NSKE00438E	24Q	2014-10-15	2014-10-31	Yes						
NSKE00438E	26Q	2014-10-15	2015-02-27	Yes						
NSKE00438E	24Q	2015-01-15	2015-01-28	Yes						
NSKE00438E	26Q	2015-01-15	2015-02-27	Yes						
NSKE00438E	26Q	2015-05-15	2015-06-08	Yes						
NSKE00807C	26Q	2014-10-15	2014-10-16	Yes						
NSKE00413A	26Q	2014-07-15	2014-07-30	Yes						
NSKE00413A	26Q	2014-10-15	2014-10-31	Yes						
NSKE00413A	26Q	2015-01-15	2015-01-22	Yes						
NSKM02667A	26Q	2014-07-15	2014-08-01	Yes						
34 c	Whether the assessee is liable to pay interest under section 201(1A) or section 206C(7). If yes, please furnish			Not Applicable						
	Tax deduction and collection Account Number (TAN)	Amount of interest under section 201(1A)/206C(7) is payable	Amount	Dates of payment						
	Nil									
35 a	In the case of a trading concern, give quantitative details of principal items of goods traded									
	Item Name	Unit	Opening stock	Purchases during the previous year	Sales during the previous year	Closing stock	Shortage/excess, if any			
	Nil									
35 b	In the case of a manufacturing concern, give quantitative details of the principal items of raw materials, finished products and by-products :-									
35 bA	Raw materials :									
	Item Name	Unit	Opening stock	Purchases during the previous year	Consumption during the previous year	Sales during the previous year	Closing stock	*Yield of finished products	*Percentage of yield	Shortage/excess, if any
	Nil									
35 bB	Finished products :									
	Item Name	Unit	Opening stock	Purchases during the previous year	Quantity manufactured during the previous year	Sales during the previous year	Closing stock	Shortage/excess, if any		
	Nil									
35 bC	By products :									

59

20

Item Name	Unit	Opening stock	Purchases during the previous year	Quantity manufactured during the previous year	Sales during the previous year	Closing stock	Shortage excess, if any
Nil							

36 In the case of a domestic company, details of tax on distributed profits under section 115-O in the following forms :-

(a) Total amount of distributed profits	(b) Amount of reduction as referred to in section 115-O(1A)(i)	(c) Amount of reduction as referred to in section 115-O(1A)(ii)	(d) Total tax paid thereon	Amount	Dates of payment
Nil					

37 Whether any cost audit was carried out Not Applicable
 If yes, give the details, if any, of disqualification or disagreement on any matter/item/value/quantity as may be reported/identified by the cost auditor

38 Whether any audit was conducted under the Central Excise Act, 1944 Not Applicable
 If yes, give the details, if any, of disqualification or disagreement on any matter/item/value/quantity as may be reported/identified by the auditor

39 Whether any audit was conducted under section 72A of the Finance Act, 1994 in relation to valuation of taxable services as may be reported/identified by the auditor Not Applicable
 If yes, give the details, if any, of disqualification or disagreement on any matter/item/value/quantity as may be reported/identified by the auditor

40 Details regarding turnover, gross profit, etc., for the previous year and preceding previous year:

No	Particulars	Previous Year			Preceding previous Year		
a	Total turnover of the assessee						
b	Gross profit / Turnover			%			%
c	Net profit / Turnover			%			%
d	Stock-in-Trade / Turnover			%			%
e	Material consumed/ Finished goods produced			%			%

(The details required to be furnished for principal items of goods traded or manufactured or services rendered)


41 Please furnish the details of demand raised or refund issued during the previous year under any tax laws other than Income-tax Act, 1961 and Wealth tax Act, 1957 alongwith details of relevant proceedings

Financial year to which demand/refund relates to	Name of other Tax law	Type (Demand raised/Refund received)	Date of demand raised/refund received	Amount	Remarks
Nil					

Place **JALGAON**
 Date **28/09/2015**

Name
 Membership Number
 FRN (Firm Registration Number)
 Address

RAJESH GANDHI
031383
101866W
A/I, SAI PRASAD APTS., TELLI GALLI
CROSS LANE, ANDHERI EAST, MUM
BAI- 400069, JALGAON, MAHARASHTRA, 425001.



Form Filing Details	
Revision/Original	Original

Addition Details(From Point No. 18)								
Description of Block of Assets	Sl.No.	Date of Purchase	Date put to use	Amount	Adjustment on account of			Total Amount
					MODVAT	Exchange Rate Change	Subsidy Grant	

Deduction Details(From Point No. 18)			
Description of Block of Assets	Sl.No.	Date of Sale etc.	Amount